

Supporting Information

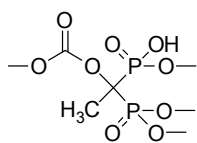
The selective stepwise chemical hydrolysis of alkylcarbonate groups from mixed alkylcarbonate trialkyl ester derivatives of etidronic acid

Petri A. Turhanen^{*}, Janne Weisell and Jouko J. Vepsäläinen

*University of Eastern Finland, School of Pharmacy, Biocenter Kuopio, P.O. Box 1627,
FIN-70211, Kuopio, Finland. E-mail: peti.turhanen@uef.fi*

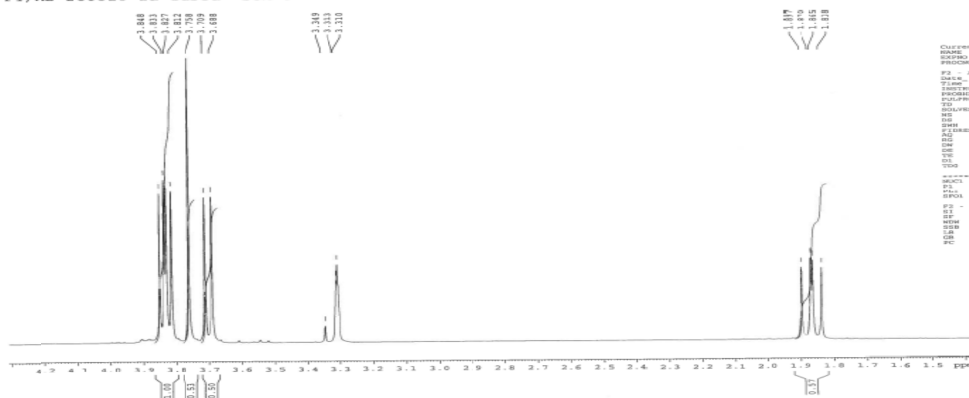
Table of Contents

¹H, ³¹P and ¹³C NMR spectra of compound 3a	S2
¹H, ³¹P and ¹³C NMR spectra of compound 3b	S3
¹H, ³¹P and ¹³C NMR spectra of compound 3c	S4
¹H, ³¹P and ¹³C NMR spectra of compound 3d	S5
¹H, ³¹P and ¹³C NMR spectra of compound 4a	S6
¹H, ³¹P and ¹³C NMR spectra of compound 4b	S7



3a

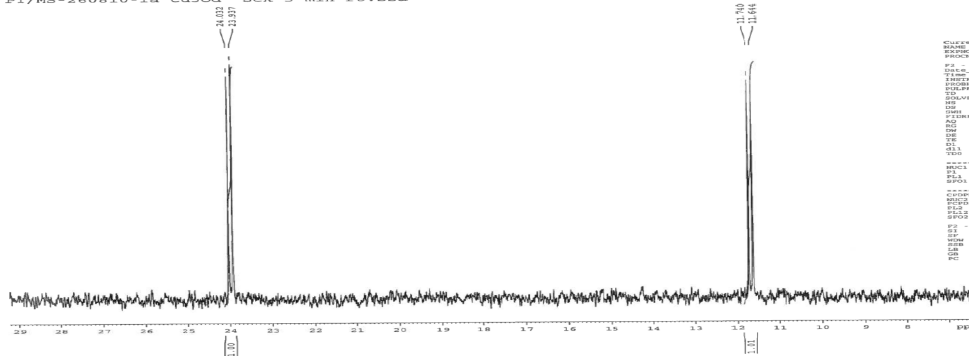
PT/MS-260810-1a cd3od sek 5 min rt:ssä



```

Current Data Parameters
NAME: MS-260810-1a
EXPNO: 1
PROCNO: 1
F2 - Acquisition Parameters
Date_ : 20130310
Time: 12:22
INSTRUM: spect
PROBHD: 5 mm QNP 1H/1
PULPROG: zgpg30
SOLVENT: DMS
NS: 16
DS: 4
SWH: 10000.000 Hz
FIDRES: 0.120000 Hz
AQ: 0.8333333 sec
RG: 655.360
AQ2: 0.4166667 sec
SFO1: 500.136000 MHz
SFO2: 125.767611 MHz
TD: 65536
----- CHANNEL f1 -----
NUC1: 13C
P1: 13.00 usec
PL1: 0.00 dB
SFO1: 100.6261200 MHz
----- CHANNEL f2 -----
NUC2: 1H
P2: 12.00 usec
PL2: 0.00 dB
SFO2: 500.136000 MHz
F2 - Processing parameters
SI: 32768
SF: 500.136000 MHz
WDW: EM
SSB: 0
LB: 0.30 Hz
GB: 0
PC: 0.50
    
```

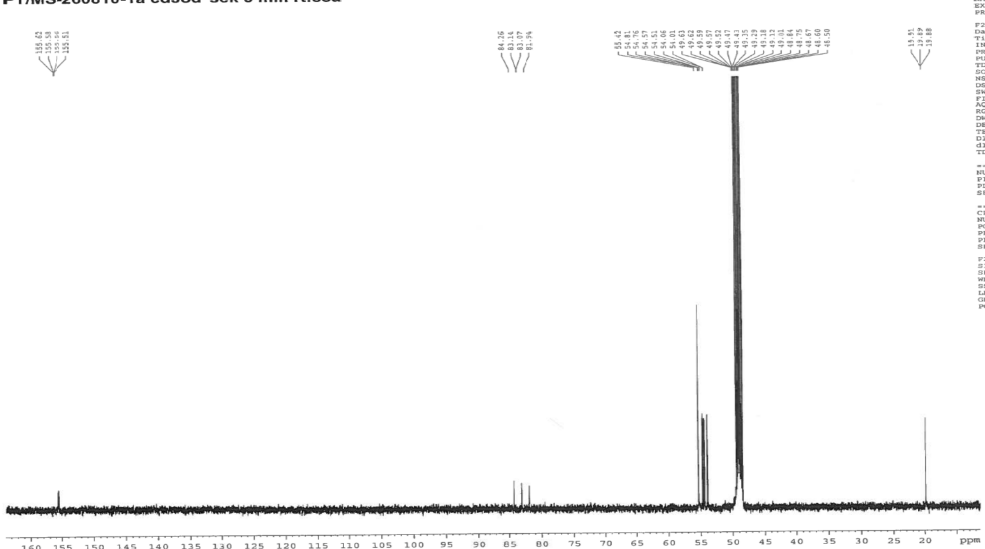
PT/MS-260810-1a cd3od sek 5 min rt:ssä



```

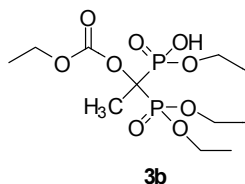
Current Data Parameters
NAME: MS-260810-1a
EXPNO: 1
PROCNO: 1
F2 - Acquisition Parameters
Date_ : 20130310
Time: 12:22
INSTRUM: spect
PROBHD: 5 mm QNP 1H/1
PULPROG: zgpg30
SOLVENT: DMS
NS: 16
DS: 4
SWH: 10000.000 Hz
FIDRES: 0.120000 Hz
AQ: 0.8333333 sec
RG: 655.360
AQ2: 0.4166667 sec
SFO1: 500.136000 MHz
SFO2: 125.767611 MHz
TD: 65536
----- CHANNEL f1 -----
NUC1: 13C
P1: 13.00 usec
PL1: 0.00 dB
SFO1: 100.6261200 MHz
----- CHANNEL f2 -----
NUC2: 1H
P2: 12.00 usec
PL2: 0.00 dB
SFO2: 500.136000 MHz
F2 - Processing parameters
SI: 32768
SF: 500.136000 MHz
WDW: EM
SSB: 0
LB: 0.30 Hz
GB: 0
PC: 1.40
    
```

PT/MS-260810-1a cd3od sek 5 min rt:ssä

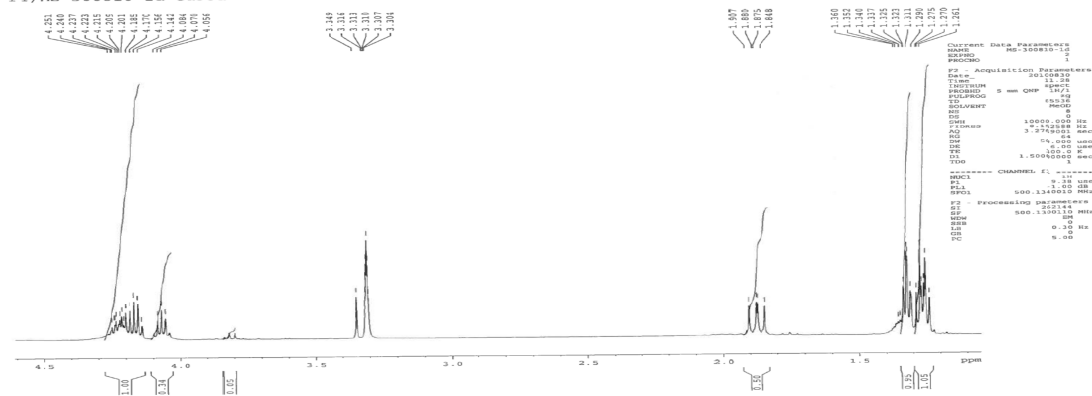


```

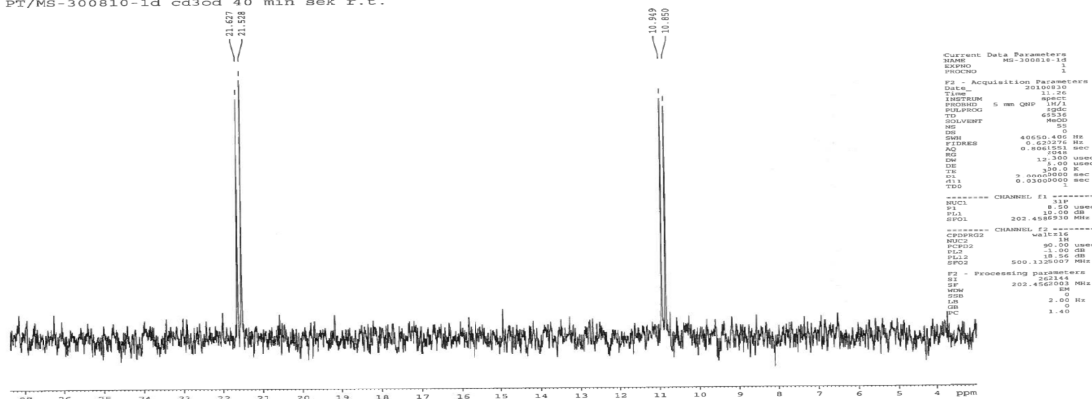
Current Data Parameters
NAME: MS-260810-1a
EXPNO: 1
PROCNO: 1
F2 - Acquisition Parameters
Date_ : 20130310
Time: 12:22
INSTRUM: spect
PROBHD: 5 mm QNP 1H/1
PULPROG: zgpg30
SOLVENT: DMS
NS: 16
DS: 4
SWH: 30301.001 Hz
FIDRES: 0.223194 Hz
AQ: 0.2162545 sec
RG: 8132
AQ2: 0.1081273 sec
SFO1: 125.767611 MHz
SFO2: 303.136000 MHz
TD: 131072
SOLVENT: DMS
NS2: 16
DS2: 4
SWH2: 30301.001 Hz
FIDRES2: 0.223194 Hz
AQ2: 0.2162545 sec
RG2: 8132
AQ22: 0.1081273 sec
SFO12: 125.767611 MHz
SFO122: 303.136000 MHz
----- CHANNEL f1 -----
NUC1: 13C
P1: 13.00 usec
PL1: 0.00 dB
SFO1: 100.6261200 MHz
----- CHANNEL f2 -----
NUC2: 1H
P2: 12.00 usec
PL2: 0.00 dB
SFO2: 500.136000 MHz
F2 - Processing parameters
SI: 32768
SF: 500.136000 MHz
WDW: EM
SSB: 0
LB: 0.30 Hz
GB: 0
PC: 0.10
    
```



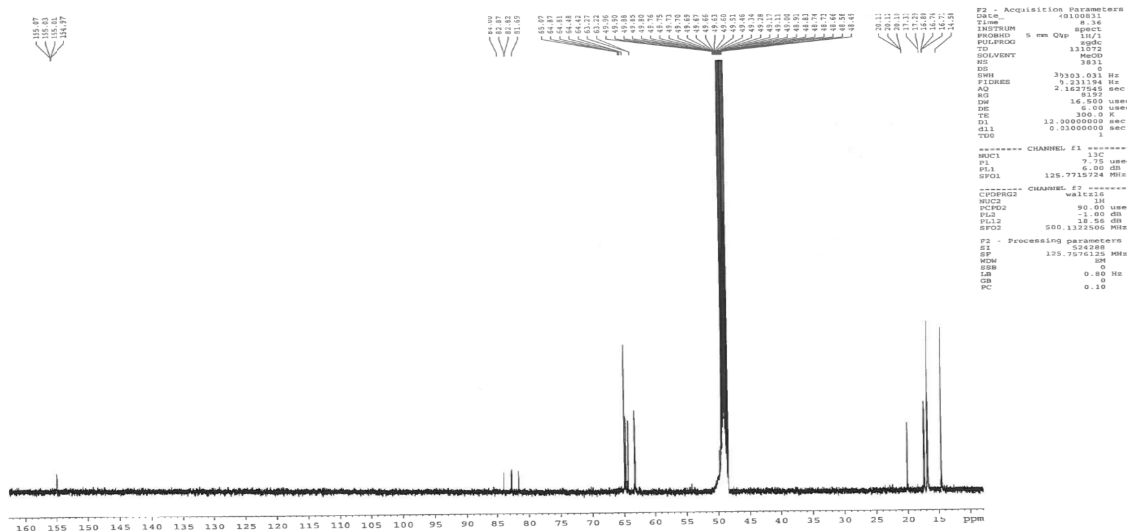
PT/MS-300810-1d cd3od 40 min sek r.t.

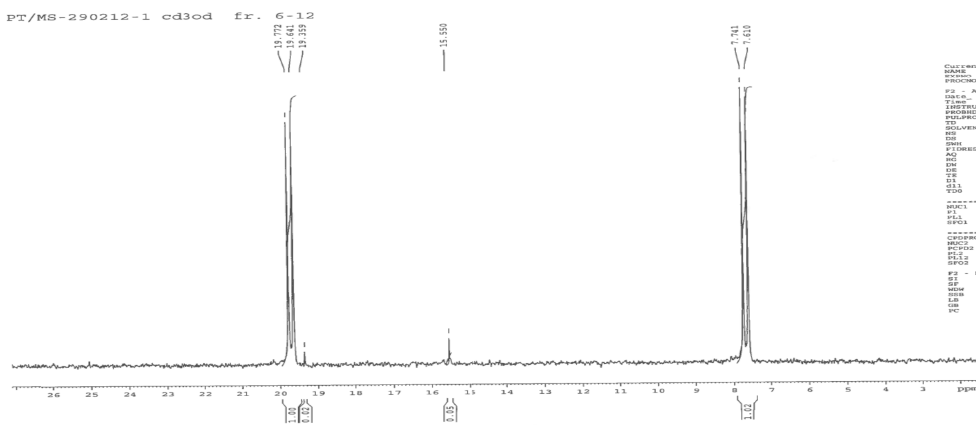
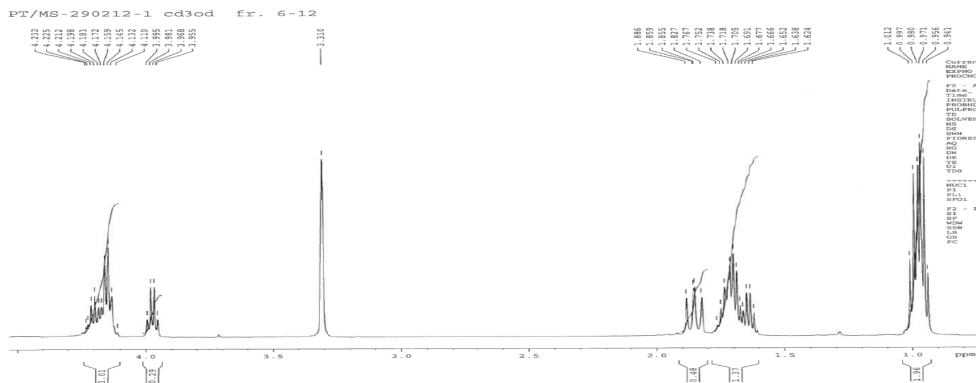
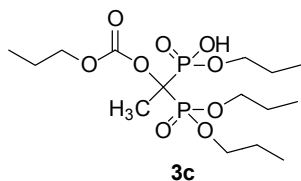


PT/MS-300810-1d cd3od 40 min sek r.t.

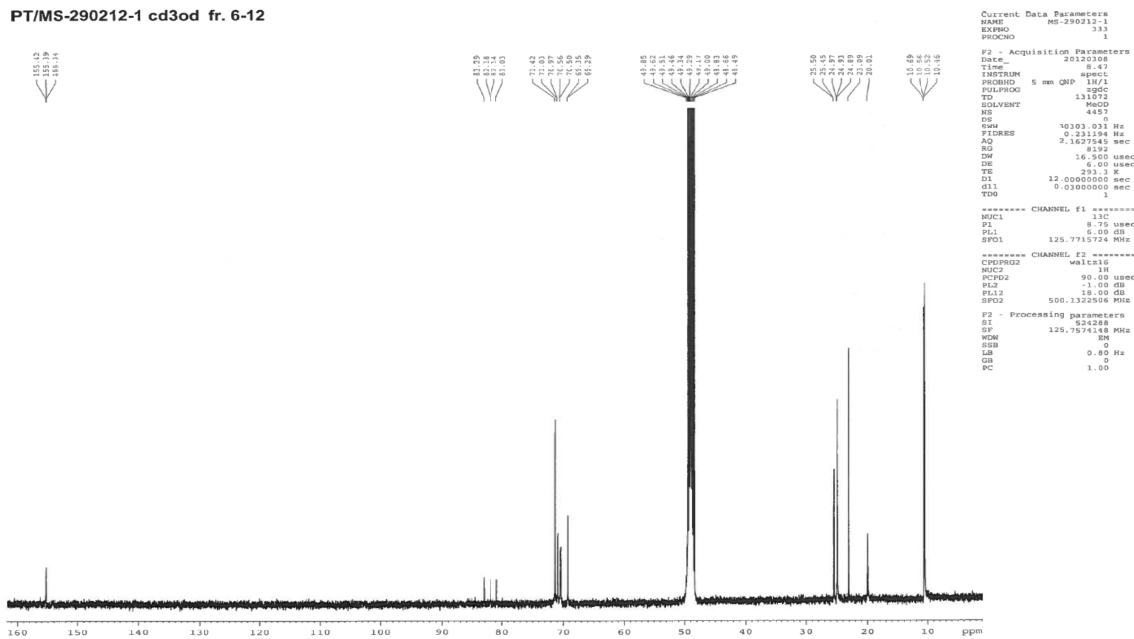


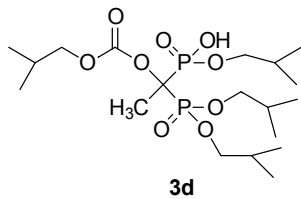
PT/MS-300810-1d cd3od sek 40 min rt:ssä



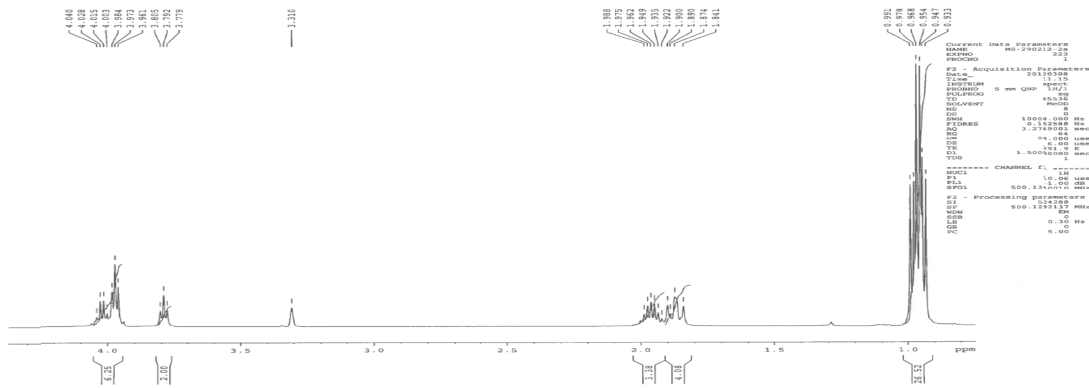


PT/MS-290212-1 cd3od fr. 6-12

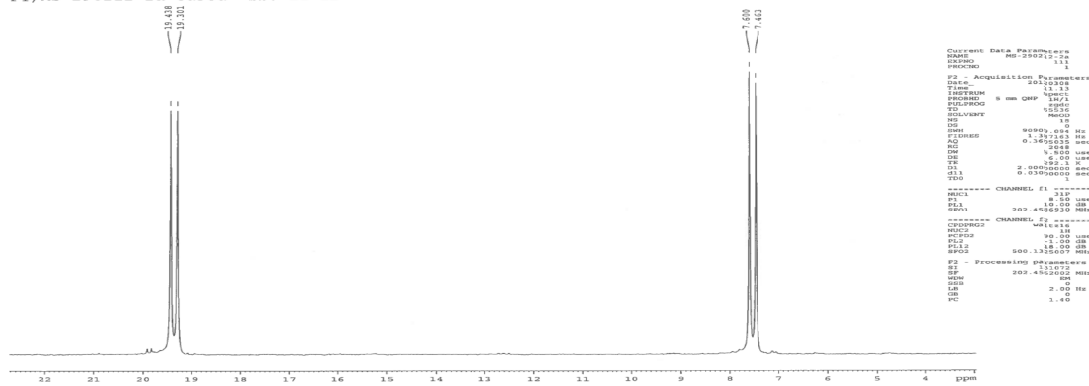




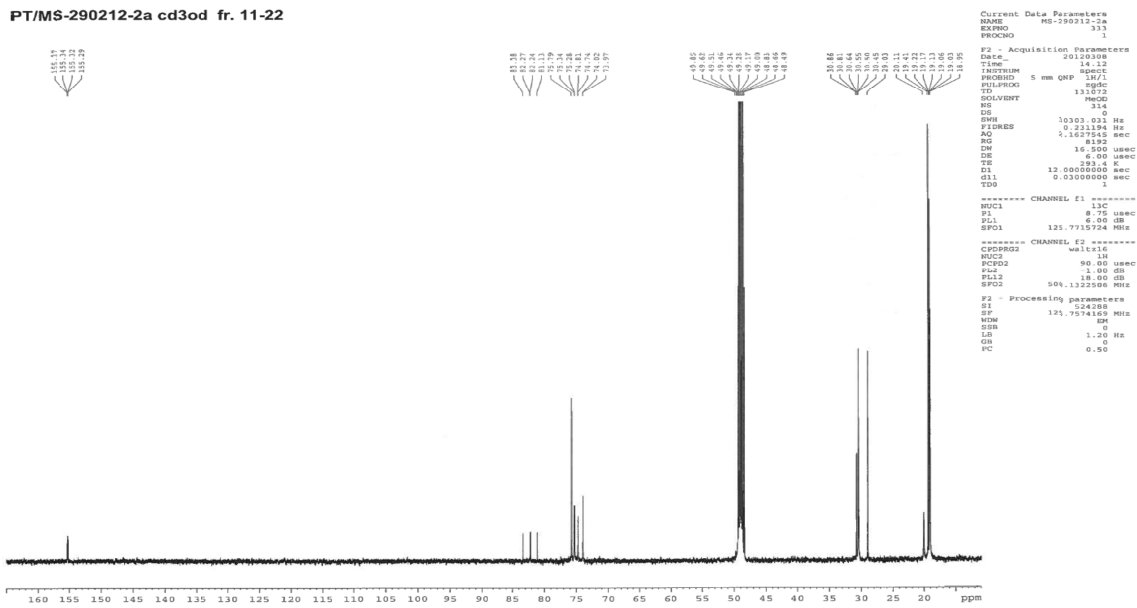
PT/MS-290212-2a cd3od fr. 11-22

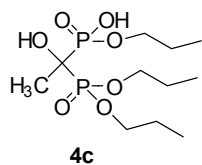


PT/MS-290212-2a cd3od fr. 11-22

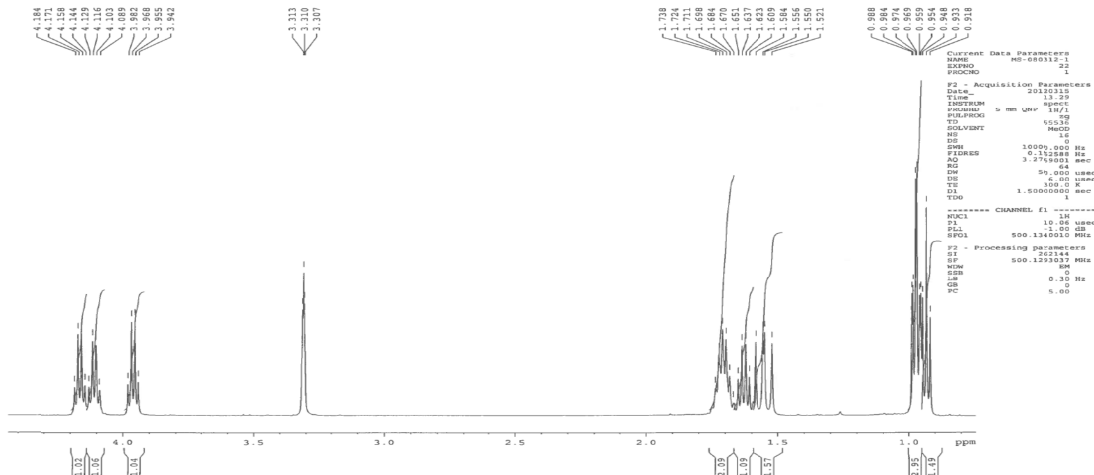


PT/MS-290212-2a cd3od fr. 11-22

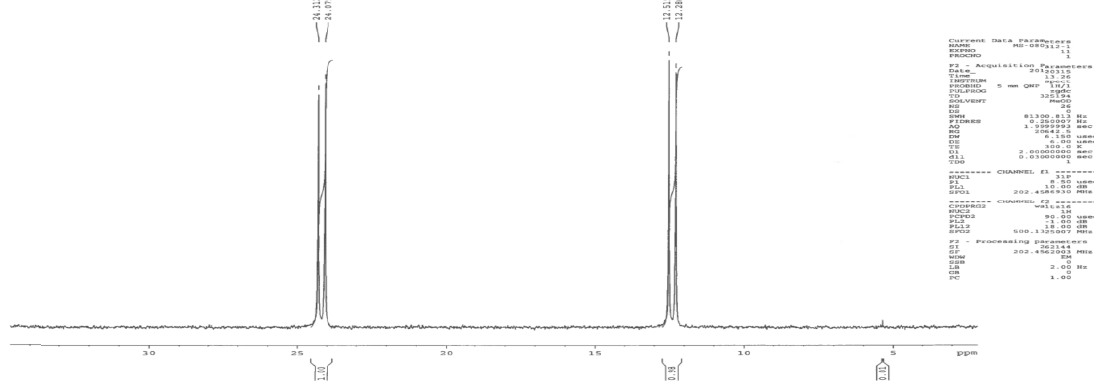




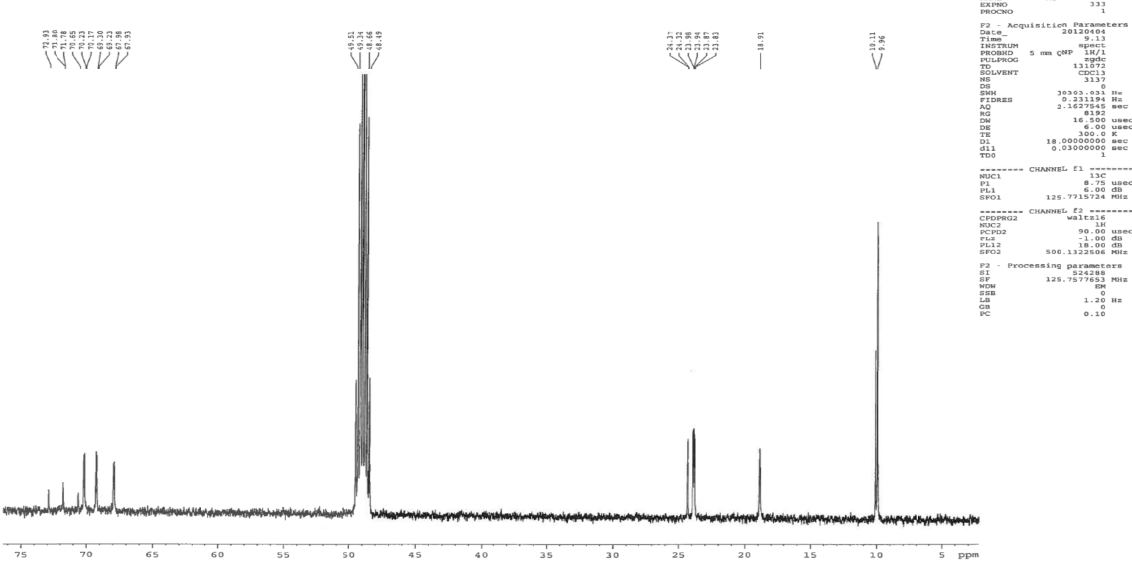
PT/MS-080312-1 cd3od/cdcl3 fr. 16-60 kiteytetty MeOH:sta

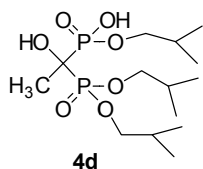


PT/MS-080312-1 cd3od/cdcl3 fr. 16-60 kiteytetty MeOH:sta




PT/MS-080312-1 cd3od/cdcl3 fr. 16-60 kiteytetty MeOH:sta

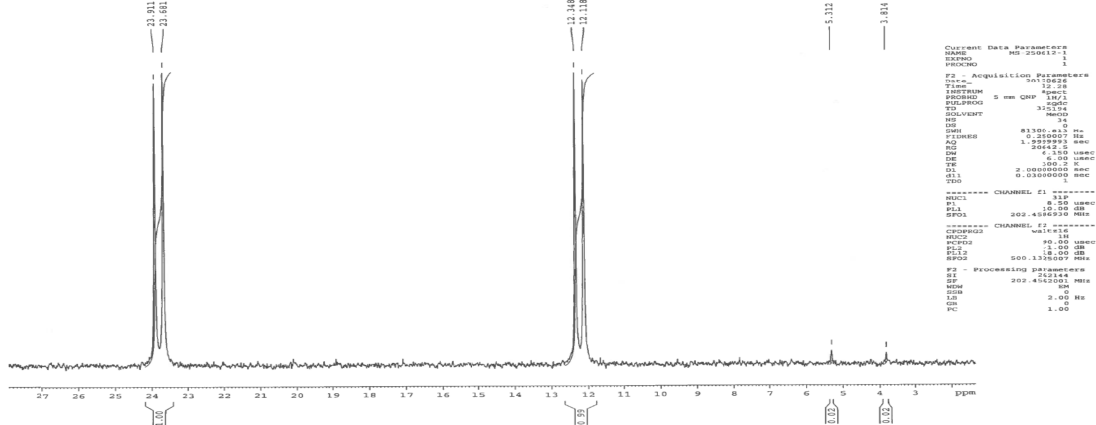




PT/MS-250612-1 cd3od



PT/MS-250612-1 cd3od



PT/MS-150312-2a cdcl3/cd3od (n. 3:1)

