

Figure S1 TEM images of the as-prepared Au/Pdop/ Fe₃O₄ NPs with 0.3 mM HAuCl₄

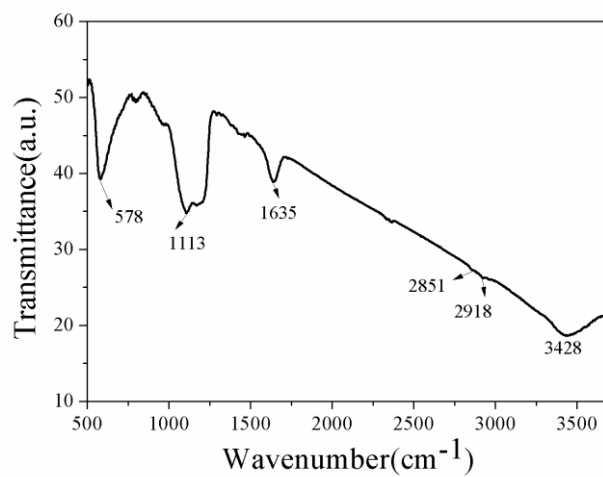


Figure S2 The IR of Pdop@SiO₂@Fe₃O₄

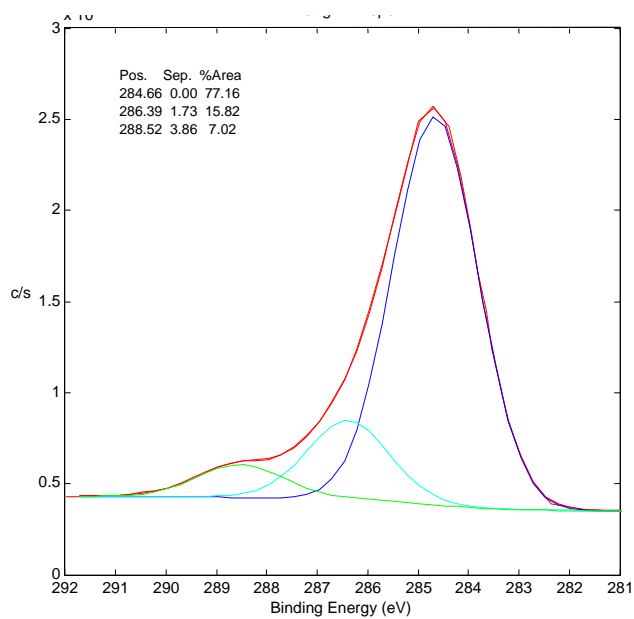


Figure S3 X-ray photoelectron spectrum of C1s for Au/Pdop/SiO₂/ Fe₃O₄ NPs.




Figure S4 the optical image of original MB(left)and the remaining solution(right) after catalyzed by Au/Pdop/SiO₂/ Fe₃O₄ NPs

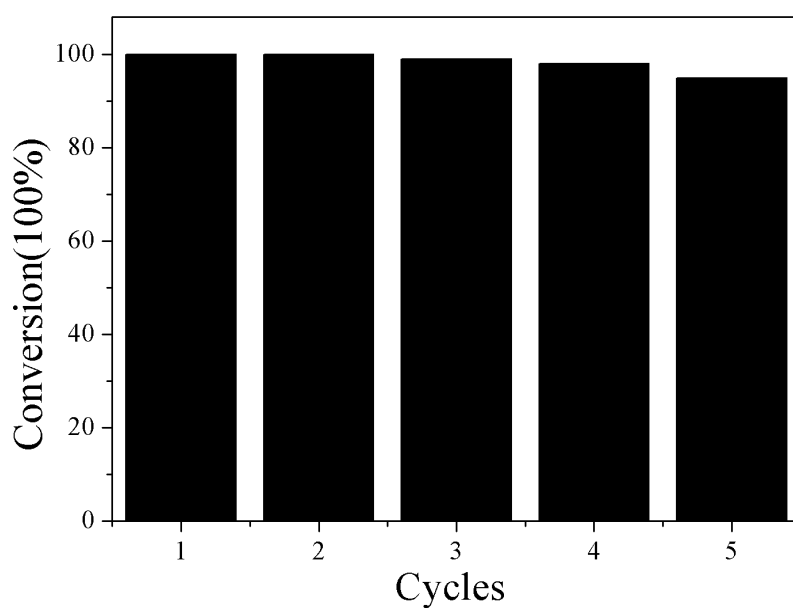


Figure S5 Recycle experiment of degradation of MB after catalyzed by Au/Pdop/SiO₂/Fe₃O₄ NPs