

Supporting Information

Zn(II)-doped γ -Fe₂O₃ single-crystalline nanoplates with high phase-transition temperature, superparamagnetic property and good photocatalytic property

Shuang Yang, Yanyan Xu, Yanyan Cao, Guoying Zhang, Yaqiu Sun, Dongzhao Gao*

Fig. S1 XPS fully scanned spectra of the as-obtained γ -Fe₂O₃ nanoplates with 0.08g of Zn(Ac)₂ and calcined at 350 °C for 2 h.

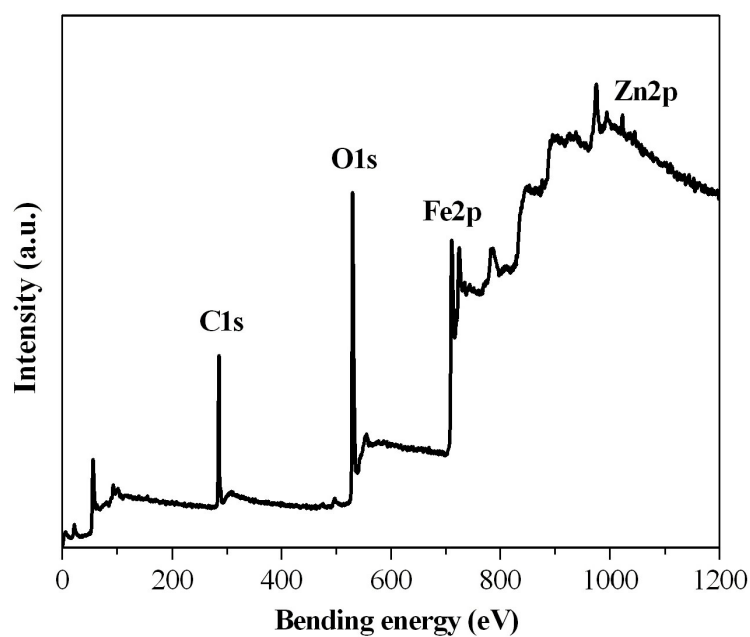


Fig. S2 EDS spectrum of the as-obtained γ -Fe₂O₃ nanoplates with 0.08g of Zn(Ac)₂ and calcined at 350 °C for 2 h..

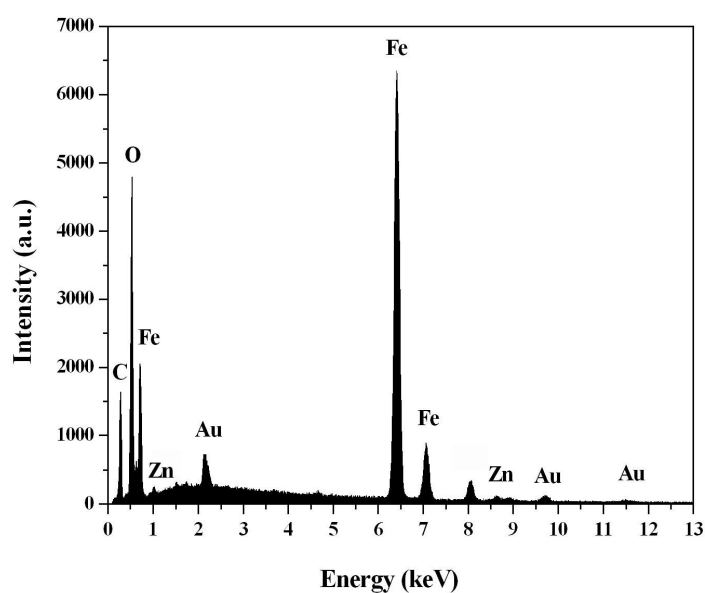


Fig. S3 nitrogen adsorption-desorption isotherm of the precursor (a) and the γ -Fe₂O₃ nanoplates

obtained by calcining the precursor at 350 °C for 2 h (b).

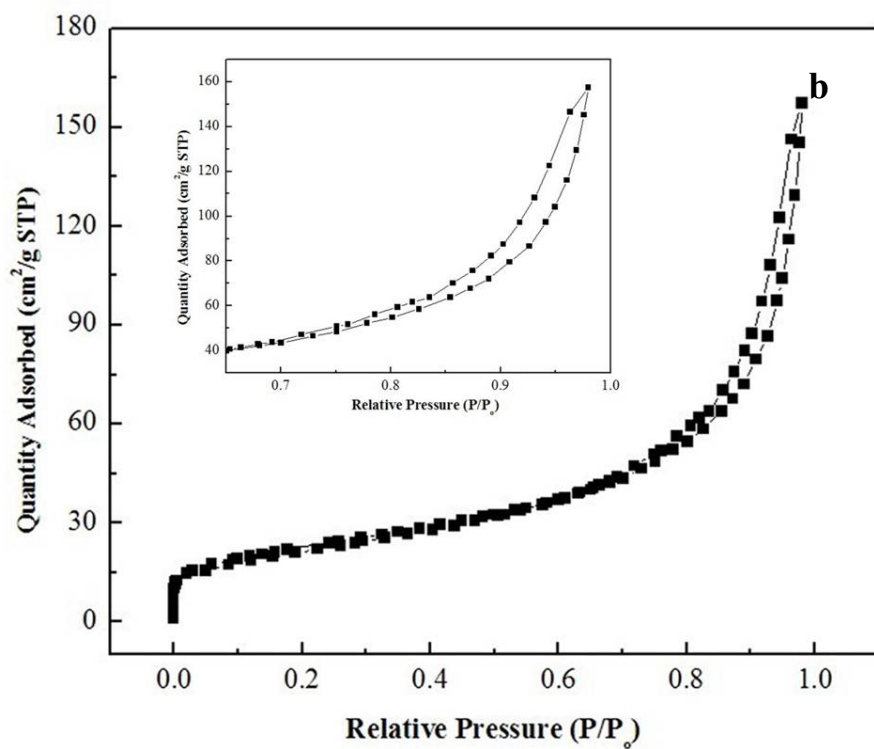
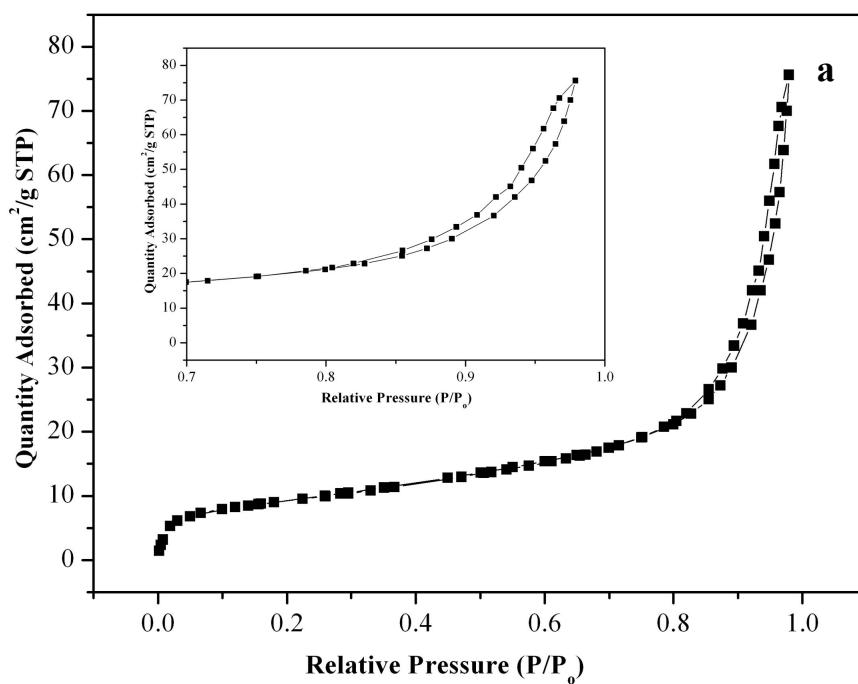


Fig. S4 EDS spectrum of the γ -Fe₂O₃ nanoplates obtained with different amount of Zn(Ac)₂ and calcined at 350 °C for 2 h: (a) 0.02g, (b) 0.12g..

