

Electronic Supplementary Information (ESI) for

ZnNi Alloy Nanoparticles Grown on Reduced Graphene Oxide Nanosheets and Their Magnetic and Catalytic Properties

Jinglei Yang,^a Xiaoping Shen,^{a,*} Guoxing Zhu,^a Zhenyuan Ji^b and Hu Zhou^b

^a School of Chemistry and Chemical Engineering, Jiangsu University, Zhenjiang 212013, P. R. China,

^b School of Materials Science and Engineering, Jiangsu University, Zhenjiang 212013, P. R. China




Fig. S1 FESEM image of RGO nanosheets prepared in the absence of $\text{Zn}(\text{NO}_3)_2 \cdot 6\text{H}_2\text{O}$ and $\text{Ni}(\text{NO}_3)_2 \cdot 6\text{H}_2\text{O}$ with the same other experimental conditions.

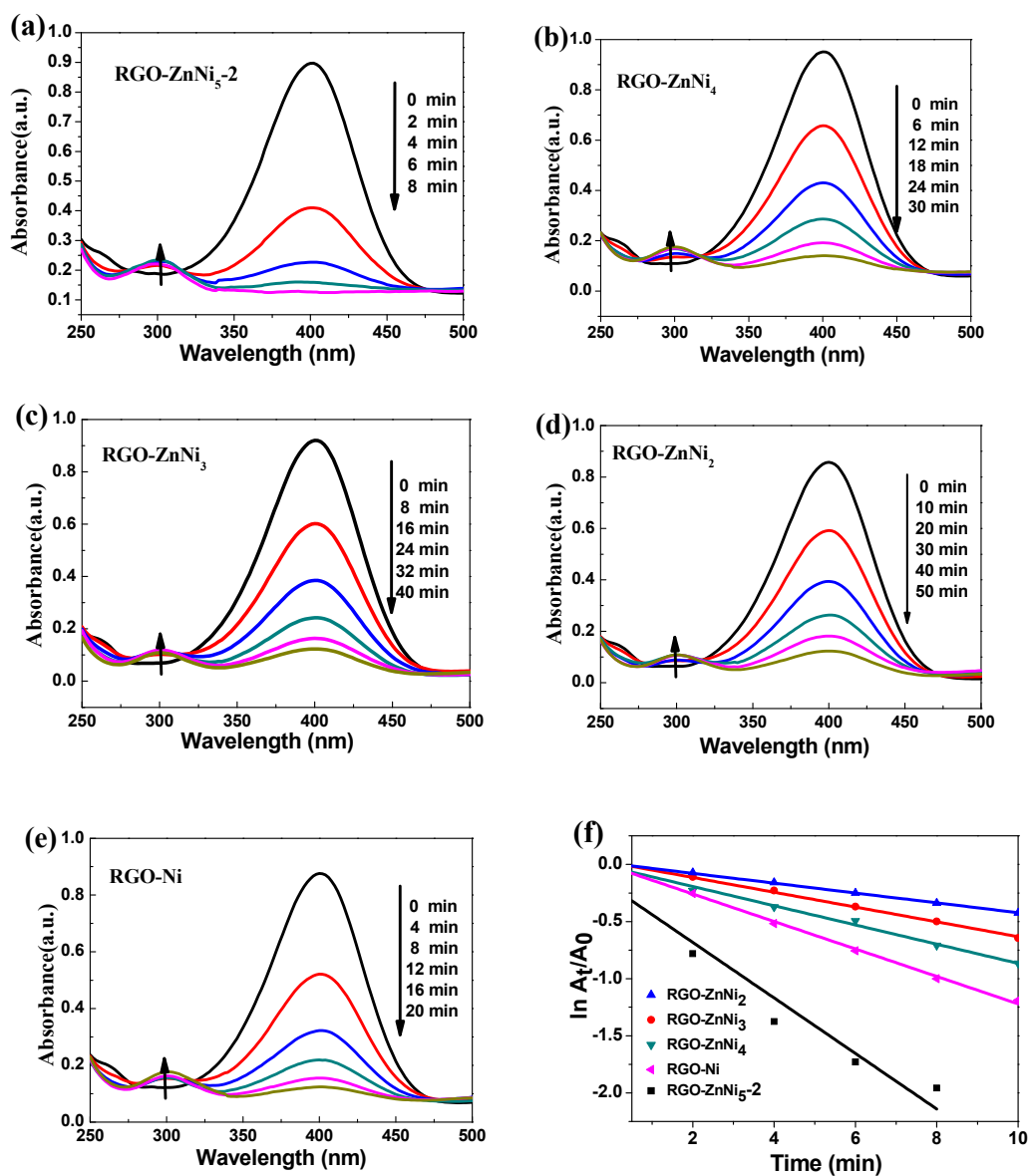


Fig. S2 (a-e) UV-vis absorption spectra of the reduction reaction systems in the presence of RGO-ZnNi nanocomposites. (f) Plots of $\ln(A_t/A_0)$ versus reaction time for the reduction of 4-NP catalyzed by different catalysts.

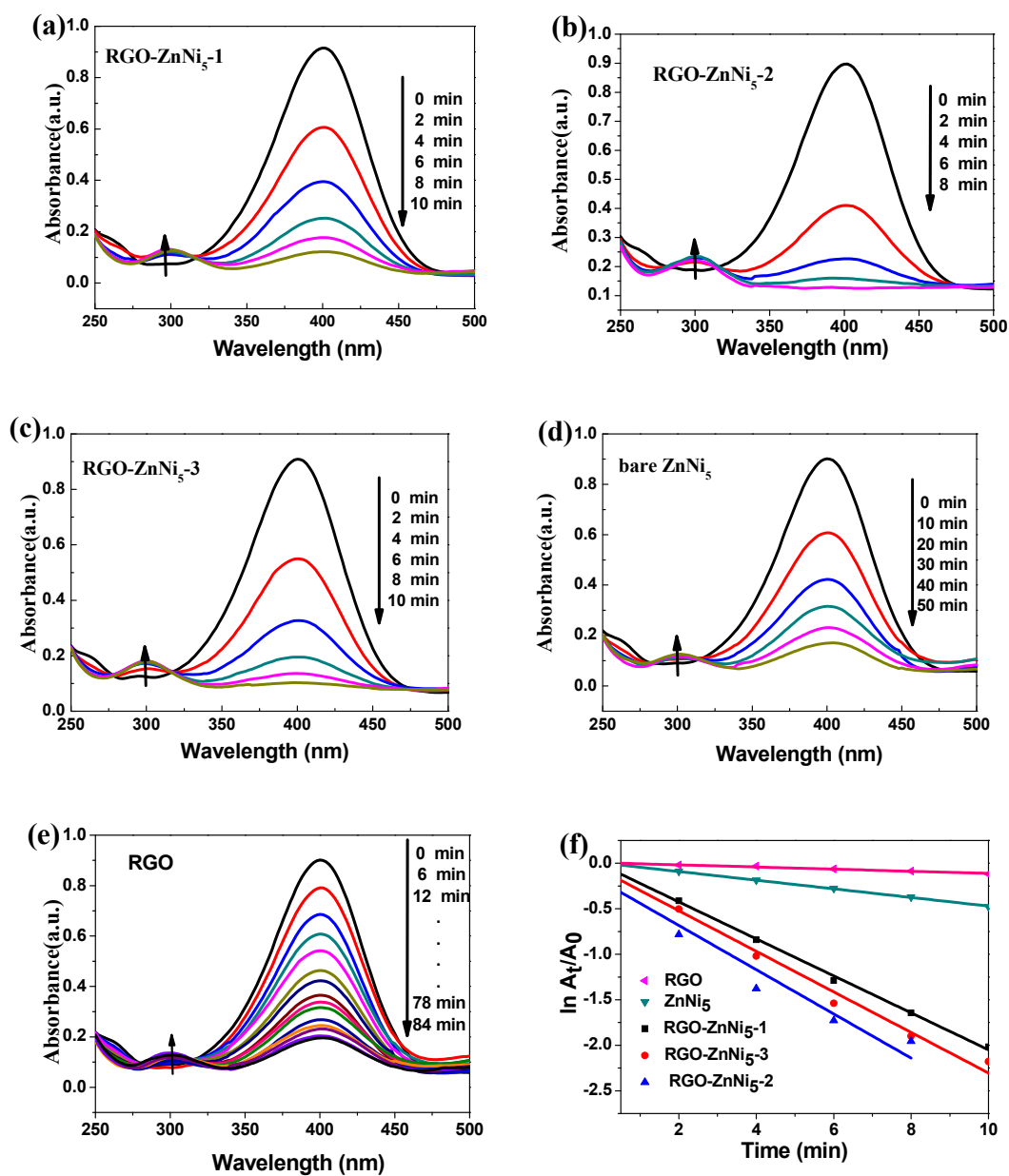


Fig. S3 (a-e) UV-vis absorption spectra of the reduction reaction systems in the presence of RGO-ZnNi nanocomposites. (f) Plots of $\ln(A_t/A_0)$ of 4-NP versus reaction time for the reduction of 4-NP catalyzed by different catalysts.