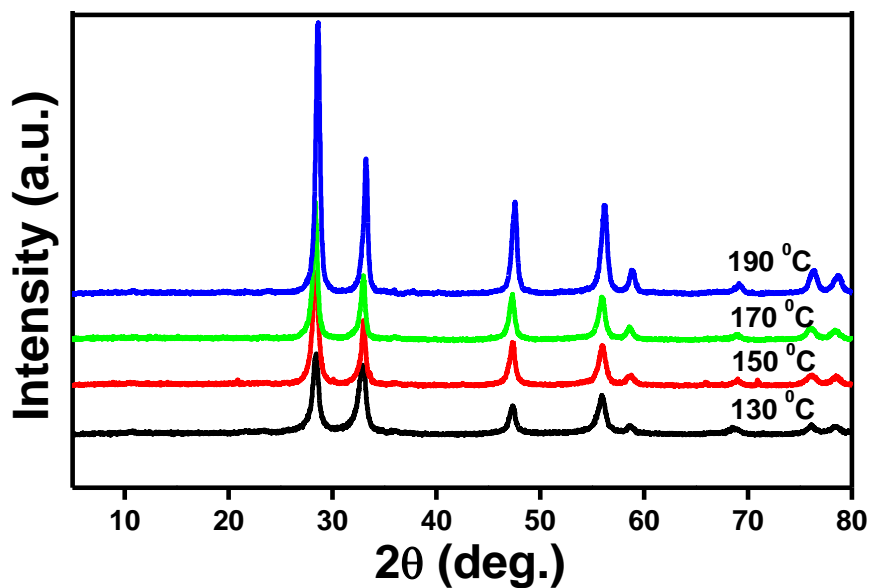




### Electronic Supplementary Information



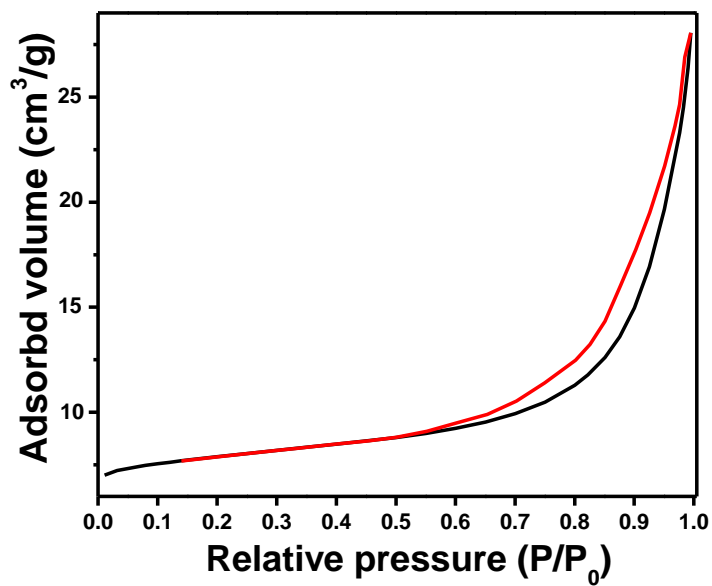
**Fig. S1** XRD patterns of  $\text{Bi}_2\text{WO}_6$  synthesized at different temperature showing the enhancement in crystallization.



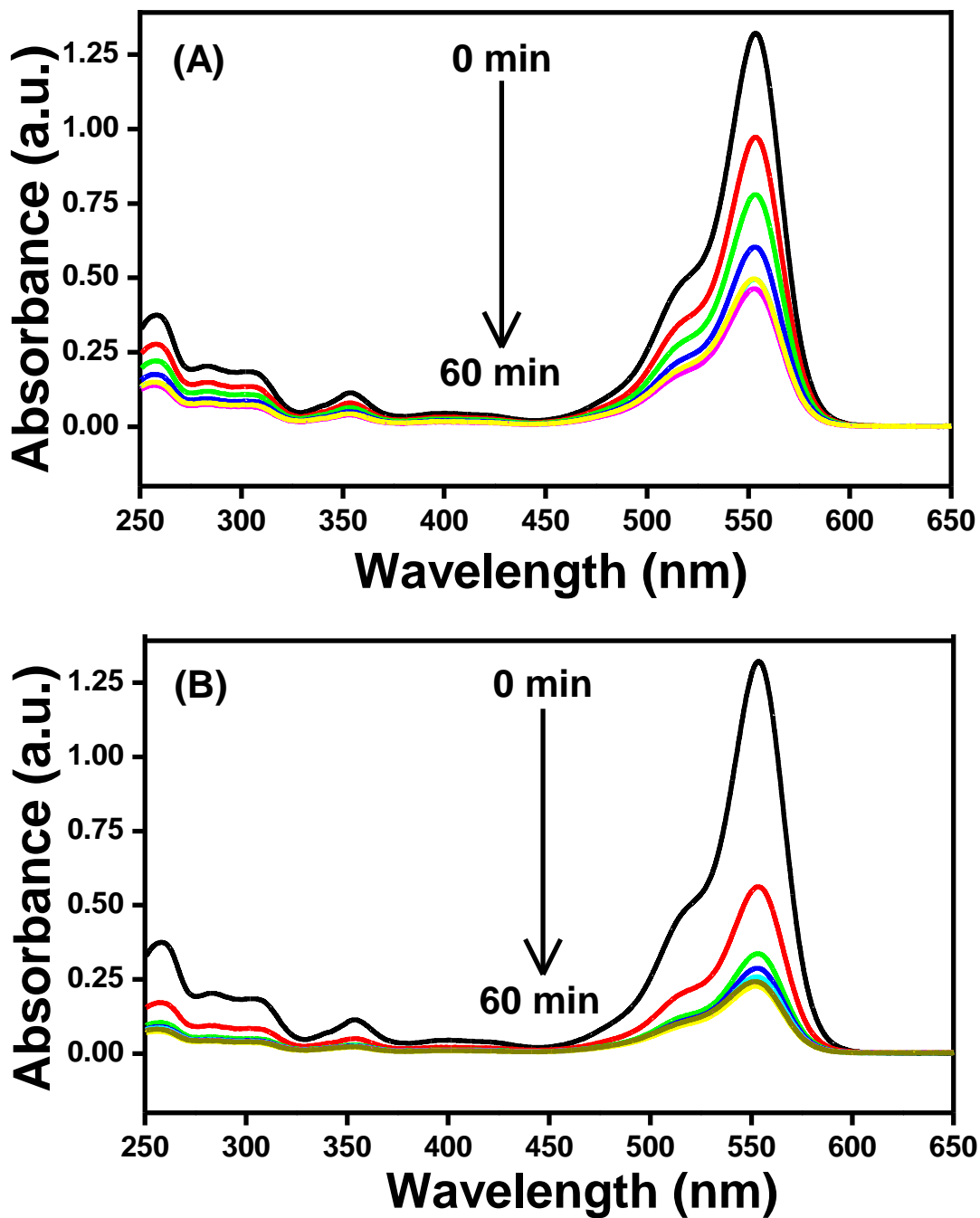
**Fig. S2** FESEM image of  $\text{Bi}_2\text{WO}_6$  synthesized at 190 °C showing the partial destruction of hierarchical structure.



**Fig. S3** FESEM image of non-mesoporous  $\text{Bi}_2\text{WO}_6$  synthesized at 170 °C without Pluronic F127.



**Fig. S4**  $\text{N}_2$  adsorption-desorption isotherms of non-mesoporous  $\text{Bi}_2\text{WO}_6$  synthesized at 170 °C without Pluronic F127.



**Fig. S5** Change in RhB absorption spectra with respect to time under dark: (A) in presence of bare  $\text{Bi}_2\text{WO}_6$  and (B) Pt/ $\text{Bi}_2\text{WO}_6$ .