

Supplementary Information

The high catalytic activity and reusability of the proline functionalized cage-like mesoporous material SBA-16 for the asymmetric aldol reaction proceeding in methanol/water mixed solvent

Honglei Yang^a, Xueyao Zhang^a, Shuwen Li^a, Xiaoyu Wang^{b*} and Jiantai Ma^{a*}

^a State Key Laboratory of Applied Organic Chemistry, College of Chemistry and Chemical Engineering, Lanzhou University, Lanzhou, Gansu 730000, P. R. China.

^b School of Earth Sciences, Lanzhou University, Lanzhou, Gansu, 730000, P. R. China.

*Corresponding author:

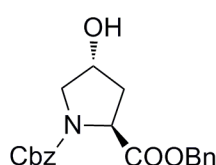
e-mail: majiantai@lzu.edu.cn (J. Ma); wangxiaoyu@lzu.edu.cn (X. Wang).

Tel.: +86-931-8912577;

Fax: +86-931-8912582.

Table S1. Elemental analysis results of catalysts

Catalyst	Content (%)		
	C	H	N
SBA-16-Pro (fresh)	20.22	3.15	4.71
SBA-16-Pro (after five runs)	18.32	3.06	4.34



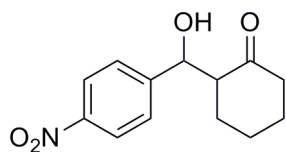
compound 1

Synthesis of compound 1

In ice bath, benzyl chloroformate (24 mmol, 4.09 g) was added dropwise to a mixture of L-4-hydroxyproline (20 mmol, 2.62 g) and NaHCO₃ (60 mmol, 5.04 g) in acetone (20 mL) and distilled water (40 mL) under continuous stirring. The resulting mixture was kept stirring in ice environment for 30 min and followed by reacting at room temperature for 2 h. Then the pH value of the reaction system was adjusted to 3~4 with 1 mol/L HCl. Acetone was removed by vacuum distillation and the aqueous phase was extracted by CH₂Cl₂ (4× 30 mL). The organic layer was dried on anhydrous Na₂SO₄, filtered and evaporated. (2S,4R)-1-benzyloxycarbonyl-4-hydroxyproline was obtained as colorless oil (4.51 g, yield 85%).

Triethylamine was added to the solution of (2S,4R)-1-benzyloxycarbonyl-4-hydroxyproline (15mmol, 3.98 g) and benzyl bromide (16.5 mmol, 2.82 g) in THF (25 mL) at 0 °C. After the mixture was stirred for 18 h at room temperature, the solvent was evaporated in vacuo. The residue was dissolved in 50 mL of CH₂Cl₂, washed with

HCl (1N), H₂O, Na₂CO₃ (5%), and H₂O, and then dried over Na₂SO₄. The solvent was evaporated, and the residue was purified by column chromatography on silica gel (hexane/AcOEt, 2:1) to afford (2S,4R)-1,2-dibenzyloxycarbonyl-4-hydroxy pyrrolidine as pale yellow oil (2.66 g, yield 50%).



$^1\text{H NMR}$ (400MHz, CDCl_3): δ 8.26(d, 2H, J =11.6 Hz), 7.48(d, 2H, J =11.6 Hz), 4.91 (dd, 1H, J =10.8, 4.0 Hz) ,4.12 (d, 1H, J=4.0 Hz), 2.68–2.47 (m, 2H), 2.35 (td, 1H, J =17.6, 7.6 Hz), 2.16–2.06 (m, 1H), 1.90–1.79 (m,1H), 1.71–1.52 (m,3H), 1.45–1.29 (m,1H)

HPLC Column: Chiralpak AD-H, mobile phase: 95:5 hexanes:i-PrOH, flow rate: 1 mL/min, t_R = 29, 36, 39, 55 min.

Optimization for the solvent (20 mol% SBA-16-Pro, 48 h, room temperature)

	Yield %			
t_R (min) solvent	29	36	39	55
H_2O	-	-	-	-
MeOH	0.79	1.02	24.97	73.22
EtOH	4.76	5.01	19.99	70.24
CH_2Cl_2	20.56	20.48	16.06	42.90
CHCl_3	21.01	20.29	14.75	43.96
no solvent	1.68	1.25	18.22	78.85
MeOH/ H_2O (100:1)	2.46	3.73	12.13	81.68
MeOH/ H_2O (50:1)	3.01	3.60	6.56	86.83
MeOH/ H_2O (10:1)	1.26	1.27	8.53	88.94
MeOH/ H_2O (1:1)	10.18	9.66	9.09	71.08

Optimization for the catalyst loading (MeOH/H₂O=10:1, 48 h, room temperature)

	Yield %			
t_R (min) loading (mol%)	29	36	39	55
-	-	-	-	-
SBA-16	-	-	-	-
L-4-hydroxyproline	9.67	8.57	13.24	68.52
20*	1.89	2.77	11.65	83.69
5	2.31	2.53	7.56	87.60
10	4.21	4.22	8.85	82.72
30	8.15	9.57	9.18	73.10
40	10.06	10.47	7.23	72.24

* After the reaction proceeded for 24 h, the catalyst SBA-16-Pro was separated from the system by filtration and the left reaction mixture kept being stirring for another 24 h.

Optimization for the reaction temperature (20 mol% SBA-16-Pro, MeOH/H₂O=10:1, 48 h)

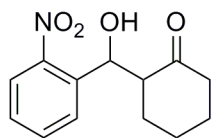
	Yield %			
t_R (min) Temperature (°C)	29	36	39	55
40	0.00	0.00	19.26	80.74
60	0.51	0.34	40.64	58.51

**Optimization for the reaction time (20 mol% SBA-16-Pro, MeOH/H₂O=10:1,
room temperature)**

	Yield %			
t_R (min) Time (h)	29	36	39	55
12	0	0	11.43	88.57
24	1.38	2.19	12.21	84.21
72	5.93	4.56	9.67	79.85
96	0.04	0.08	11.72	88.16

**Recycling experiments of the catalyst SBA-16-Pro for the aldol reaction between
4-nitrobenzaldehyde and cyclohexanone**

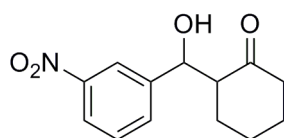
	Yield %			
t_R (min) Run	29	36	39	55
1	1.26	1.27	8.53	88.94
2	1.20	0.43	11.12	87.25
3	0.62	0.51	10.71	88.17
4	2.37	2.84	9.01	85.78
5	4.21	4.22	8.85	82.72



$^1\text{H NMR}$ (400 MHz, CDCl_3): δ 7.91 (d, 1H, $J = 10.08$ Hz), 7.83 (d, 1H, $J = 10.4$ Hz), 7.62 (t, 1H, $J = 10.0$ Hz), 7.44 (t, 1H, $J = 10.4$ Hz), 5.51 (d, 1H, $J = 8.8$ Hz), 3.98 (br, 1H), 2.83–2.69 (m, 1H), 2.48–2.40 (m, 1H), 2.41 (td, 1H, $J = 16.4, 7.6$ Hz), 2.15–2.06 (m, 1H), 1.90–1.64 (m, 5H).

HPLC Column: Chiralpak AD-H, mobile phase: 95:5 hexanes:i-PrOH, flow rate: 0.5 mL/min, t_R = 22, 28, 45, 49 min.

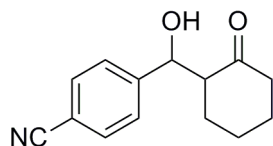
t_R (min)	22	28	45	49
Yield %	7.55	4.04	86.34	2.07



$^1\text{H NMR}$ (400MHz, CDCl_3): δ 8.26 (d, 2H, $J = 11.6$ Hz), 7.49 (d, 2H, $J = 11.6$ Hz), 4.90 (dd, 1H, $J = 11.2, 4.0$ Hz), 4.10 (d, 1H, $J = 4.0$ Hz), 2.65–2.42 (m, 2H), 2.35 (td, 1H, $J = 17.6, 7.6$ Hz), 2.17–2.08 (m, 1H), 1.90–1.81 (m, 1H), 1.65–1.52 (m, 3H), 1.44–1.29 (m, 1H).

HPLC Column: Chiralpak AD-H, mobile phase: 95:5 hexanes:i-PrOH, flow rate: 1 mL/min, t_R = 25, 27, 31, 40 min.

t_R (min)	25	27	31	40
Yield %	1.79	2.12	86.58	9.52

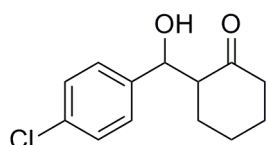


$^1\text{H NMR}$ (400 MHz, CDCl_3): δ 7.76 (d, 2H, $J = 10.8$ Hz), 7.53 (d, 2H, $J = 10.8$ Hz), 4.90 (dd, 1H, $J = 10.8, 4.0$ Hz), 4.09 (d, 1H, $J = 4.0$ Hz), 2.65–2.44 (m, 2H), 2.38 (td, 1H, $J = 17.2, 8.0$ Hz), 2.15–2.06 (m, 1H), 1.90–1.79 (m, 1H), 1.75–1.51 (m, 3H), 1.42–1.29 (m, 1H).

HPLC Column: Chiralpak AD-H, mobile phase: 95:5 hexanes:i-PrOH, flow rate: 1 mL/min, t_R =

27, 33, 39, 50 min.

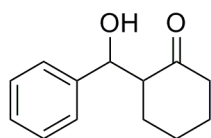
t_R (min)	27	33	39	50
Yield %	9.47	10.76	7.34	72.43



^1H NMR (400 MHz, CDCl_3): δ 7.34 (dd, 4H, $J = 25.5, 11.2$ Hz), 4.81 (dd, 1H, $J = 11.6, 3.6$ Hz), 4.01 (d, 1H, $J = 4.0$ Hz), 2.59–2.43 (m, 2H), 2.37 (td, 1H, $J = 17.2, 7.2$ Hz), 2.17–2.06 (m, 1H), 1.88–1.78 (m, 1H), 1.72–1.53 (m, 3H), 1.35–1.19 (m, 1H).

HPLC Column: Chiralpak AD-H, mobile phase: 95:5 hexanes:*i*-PrOH, flow rate: 1 mL/min, t_R = 11, 13, 19, 22 min.

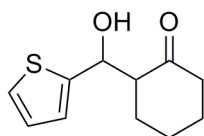
t_R (min)	11	13	19	22
Yield %	5.81	5.59	6.84	81.76



^1H NMR (400 MHz, CDCl_3): δ 7.41–7.28 (5H, m), 4.78 (d, 1H, $J = 12.0$ Hz), 4.05 (m, 1H), 2.72–2.43 (m, 2H), 2.38 (td, 1H, $J = 16.4, 7.2$ Hz), 2.17–2.07 (m, 1H), 1.90–1.51 (m, 4H), 1.39–1.20 (m, 1H).

HPLC Column: Chiralpak AD-H, mobile phase: 95:5 hexanes:*i*-PrOH, flow rate: 1 mL/min, t_R = 17, 19, 21, 26 min.

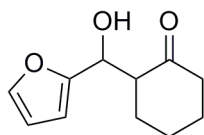
t_R (min)	17	19	21	26
Yield %	89.14	3.35	4.83	2.69



^1H NMR (400 MHz, CDCl_3): δ 7.28 (m, 1H), 6.97–6.93 (m, 2H), 5.11 (d, 1H, $J = 10.8$ Hz), 4.11 (s, 1H), 2.69–2.35 (m, 3H), 2.13–2.09 (m, 1H), 1.85–1.67 (m, 4H), 1.39–1.35 (m, 1H).

HPLC Column: Chiralpak AD-H, mobile phase: 95:5 hexanes:i-PrOH, flow rate: 1 mL/min, $t_{\text{R}} =$ 26, 28, 34, 41 min.

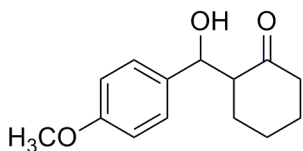
t_{R} (min)	26	28	34	41
Yield %	5.53	6.28	84.5	3.69



^1H NMR (400 MHz, CDCl_3): δ 7.38 (d, 1H, $J = 0.8$ Hz), 6.35 (dd, 1H, $J = 4.0, 2.4$ Hz), 6.28 (d, 1H, $J = 4.0$ Hz), 4.84 (dd, 1H, $J = 11.2, 5.2$ Hz), 3.88 (d, 1H, $J = 5.2$ Hz), 2.95–2.87 (m, 1H), 2.50–2.30 (m, 2H), 2.16–2.02 (m, 1H), 1.88–1.79 (m, 1H), 1.75–1.55 (m, 3H), 1.43–1.29 (m, 1H).

HPLC Column: Chiralpak AD-H, mobile phase: 95:5 hexanes:i-PrOH, flow rate: 1 mL/min, $t_{\text{R}} =$ 16, 18, 26, 31 min.

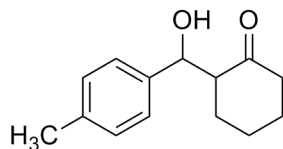
t_{R} (min)	16	18	26	31
Yield %	1.28	1.35	7.56	89.81



^1H NMR (400 MHz, CDCl_3): δ 7.21 (dd, 4H, $J = 22.8, 11.2$ Hz), 4.73 (dd, 1H, $J = 12.0, 3.6$ Hz), 3.97 (d, 1H, $J = 3.6$ Hz), 2.66–2.55 (m, 1H), 2.49–2.41 (m, 1H), 2.39 (td, 1H, $J = 17.6, 8.0$ Hz), 2.35 (s, 3H), 2.15–2.05 (m, 1H), 1.85–1.77 (m, 1H), 1.68–1.51 (m, 3H), 1.38–1.15 (m, 1H).

HPLC Column: Chiralpak AD-H, mobile phase: 95:5 hexanes:i-PrOH, flow rate: 1 mL/min, $t_{\text{R}} =$ 19, 23, 29, 35 min.

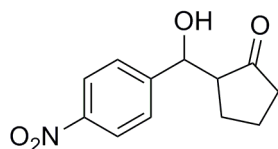
t_R (min)	19	23	29	35
Yield %	2.56	2.73	8.21	86.50



^1H NMR (400 MHz, CDCl_3): δ 7.21 (dd, 4H, $J = 22.8, 11.2$ Hz), 4.74 (dd, 1H, $J = 12.0, 3.6$ Hz), 3.96 (d, 1H, $J = 3.6$ Hz), 2.65–2.55 (m, 1H), 2.51–2.43 (m, 1H), 2.37 (td, 1H, $J = 17.6, 8.0$ Hz), 2.35 (s, 3H), 2.15–2.05 (m, 1H), 1.85–1.75 (m, 1H), 1.70–1.51 (m, 3H), 1.37–1.18 (m, 1H).

HPLC Column: Chiralpak AD-H, mobile phase: 95:5 hexanes:i-PrOH, flow rate: 1 mL/min, t_R = 18, 22, 30, 34 min.

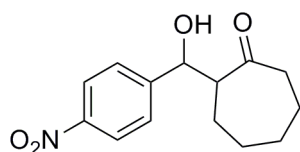
t_R (min)	18	22	30	34
Yield %	1.71	1.06	4.58	92.65



^1H NMR (400 MHz, CDCl_3): δ 8.23 (d, 2H, $J = 11.6$ Hz), 7.58 (d, 2H, $J = 12.0$ Hz), 4.86 (d, 1H, $J = 12.0$ Hz), 4.77 (s, 1H), 2.53–2.19 (m, 3H), 2.10–1.95 (m, 1H), 1.79–1.47 (m, 3H).

HPLC Column: Chiralpak AD-H, mobile phase: 95:5 hexanes:i-PrOH, flow rate: 1 mL/min, t_R = 37, 51, 69, 71 min.

t_R (min)	37	51	69	71
Yield %	21.87	22.14	55.98	0.01

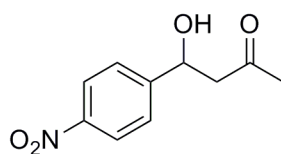


^1H NMR (400 MHz, CDCl_3): δ 8.31 (d, 2H, $J = 12.0$ Hz), 7.58 (d, 2H, $J = 10.8$ Hz), 4.89 (dd, 1H,

$J = 9.2, 6.8$ Hz), 3.77 (d, 1H, $J = 6.4$ Hz), 3.01 (m, 1H), 2.51-2.43 (m, 2H), 1.90-1.63 (m, 4H), 1.44-1.22 (m, 4H).

HPLC Column: Chiralpak AD-H, mobile phase: 95:5 hexanes:i-PrOH, flow rate: 0.5 mL/min, $t_R = 21, 33, 40, 88$ min.

t_R (min)	21	33	40	88
Yield %	22.94	24.40	11.14	41.53



$^1\text{H NMR}$ (400 MHz, CDCl_3): δ 8.31 (d, 2H, $J = 11.6$ Hz), 7.63 (d, 2H, $J = 11.6$ Hz), 5.34 (t, 1H, $J = 8.0$ Hz), 3.99 (s, 1H), 2.90 (d, 2H, $J = 8.8$ Hz), 2.18 (s, 3H).

HPLC Column: Chiralpak OB-H, mobile phase: 85:15 hexanes:i-PrOH, flow rate: 1 mL/min, $t_R = 20, 23$ min.

t_R (min)	20	23
Yield %	69.05	30.95