

Scheme. S1 The mechanism of polymerization initiated by W-Si-HBP₄

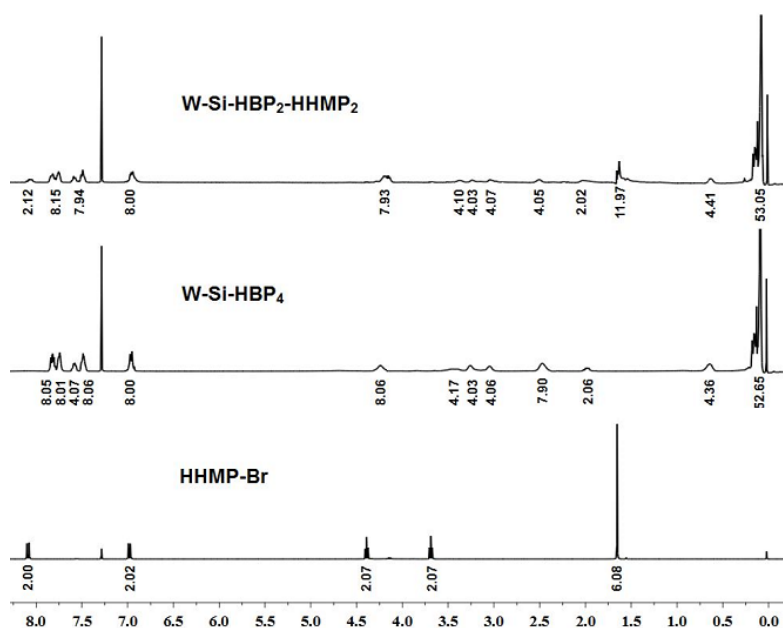


Fig. S1 ¹H NMR spectra of the photoinitiators W-Si-HBP₂-HHMP₂, W-Si-HBP₄ and HHMP-Br.

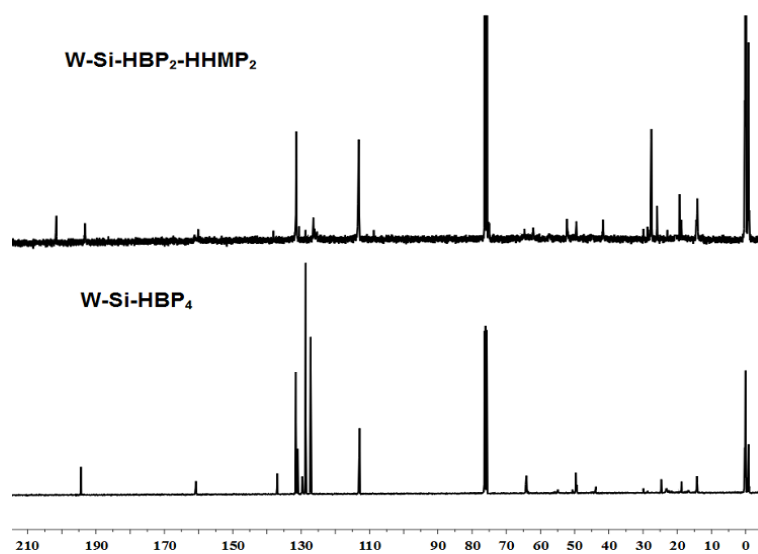


Fig. S2 ¹³C NMR spectra of the photoinitiators W-Si-HBP₂-HHMP₂ and W-Si-HBP₄.

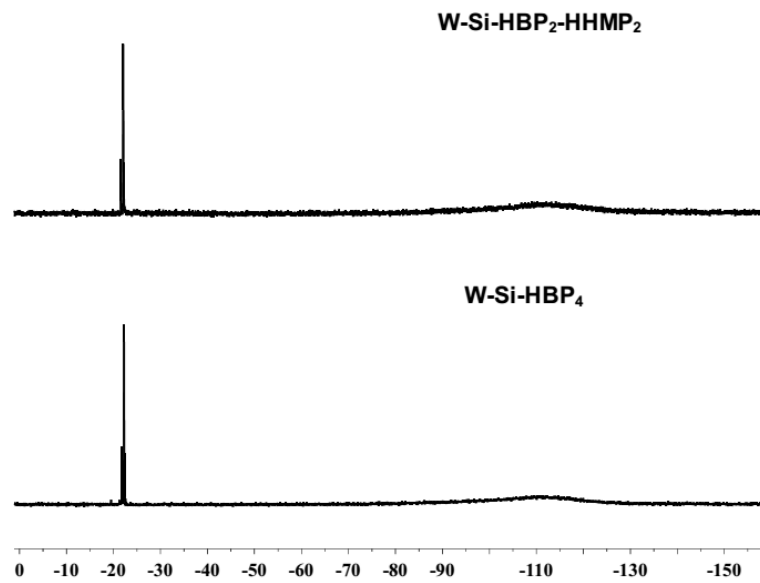


Fig. S3 ^{29}Si NMR spectra of the photoinitiators $\text{W-Si-HBP}_2\text{-HHMP}_2$ and W-Si-HBP_4 .

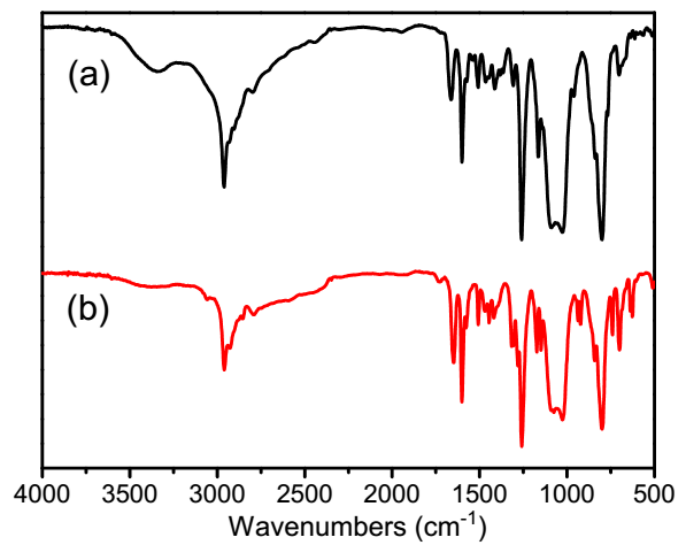


Fig. S4 FTIR spectra of the photoinitiators $\text{W-Si-HBP}_2\text{-HHMP}_2$ (a) and W-Si-HBP_4 (b).