

Supporting Information

Equisetumone, a novel 4-5-olide secocaryophyllane sesquiterpene from *Equisetum palustre*

Zuo-Fu Wei,^{a,b,#} Yung-Husan Chen,^{c,#} Ping-Jyun Sung,^{d,e,#} Guey-Horng Wang,^c
Jing-Ru Liou,^f Sheng-Yang Wang,^g Shang-Tzen Chang,^h Yuan Gang Zu,^{a,b}
Michael Y. Chiang,^{i,j} Yu-Jie Fu,^{a,b,*} and Fang-Rong Chang^{f,k,l,*}

Affiliation

^a Engineering Research Center of Forest Bio-Preparation, Ministry of Education, Northeast Forestry University, Harbin 150040, China

^b Key Laboratory of Forest Plant Ecology, Ministry of Education, Northeast Forestry University, Harbin 150040, China

^c Department of Medical Technology, Xiamen Medical College, Xiamen 361008, China

^d Coral Research Center (TCRC), National Museum of Marine Biology & Aquarium (NMMBA), Checheng, Pingtung 944, Taiwan

^e Graduate Institute of Marine Biotechnology and National Dong Hwa University (NDHU), Checheng, Pingtung 944, Taiwan

^f Graduate Institute of Natural Products, Kaohsiung Medical University, Kaohsiung 807, Taiwan

^g Department of Forestry, National Chung-Hsing University, Taichung 402, Taiwan

^h School of Forest and Resource Conservation, National Taiwan University, Taipei 10617, Taiwan

ⁱ Department of Chemistry, National Sun Yat-sen University, Kaohsiung 804, Taiwan

^j Department of Medicinal and Applied Chemistry, Kaohsiung Medical University, Kaohsiung 807, Taiwan

^k Department of Marine Biotechnology and Resources, National Sun Yat-sen University, Kaohsiung 804, Taiwan

^l Cancer Center, Kaohsiung Medical University Hospital, Kaohsiung 807, Taiwan

These authors contributed equally to this work.

Correspondence

Dr. Fang-Rong Chang, Graduate Institute of Natural Products, Kaohsiung Medical University, Kaohsiung 807, Taiwan. E-mail: aronfr@kmu.edu.tw (F.-R. Chang), Tel.: +886-7-3121101 ext. 2162; fax: + 886-7-3114773.

Contents of Supporting Information

Contents		Pages
Figure S1.	The ¹ H-NMR spectrum (400 MHz, CD ₃ OD) of equisetumone (1)	4
Figure S2.	The ¹³ C-NMR spectrum (100 MHz, CD ₃ OD) of equisetumone (1)	5
Figure S3.	The COSY spectrum of equisetumone (1)	6
Figure S4.	The HMQC spectrum of equisetumone (1)	7
Figure S5.	The HMBC spectrum of equisetumone (1)	8
Figure S6.	The HR-ESI-MS spectrum of equisetumone (1)	9

Figure S1. The ^1H -NMR spectrum (400 MHz, CD_3OD) of equisetumone (**1**)

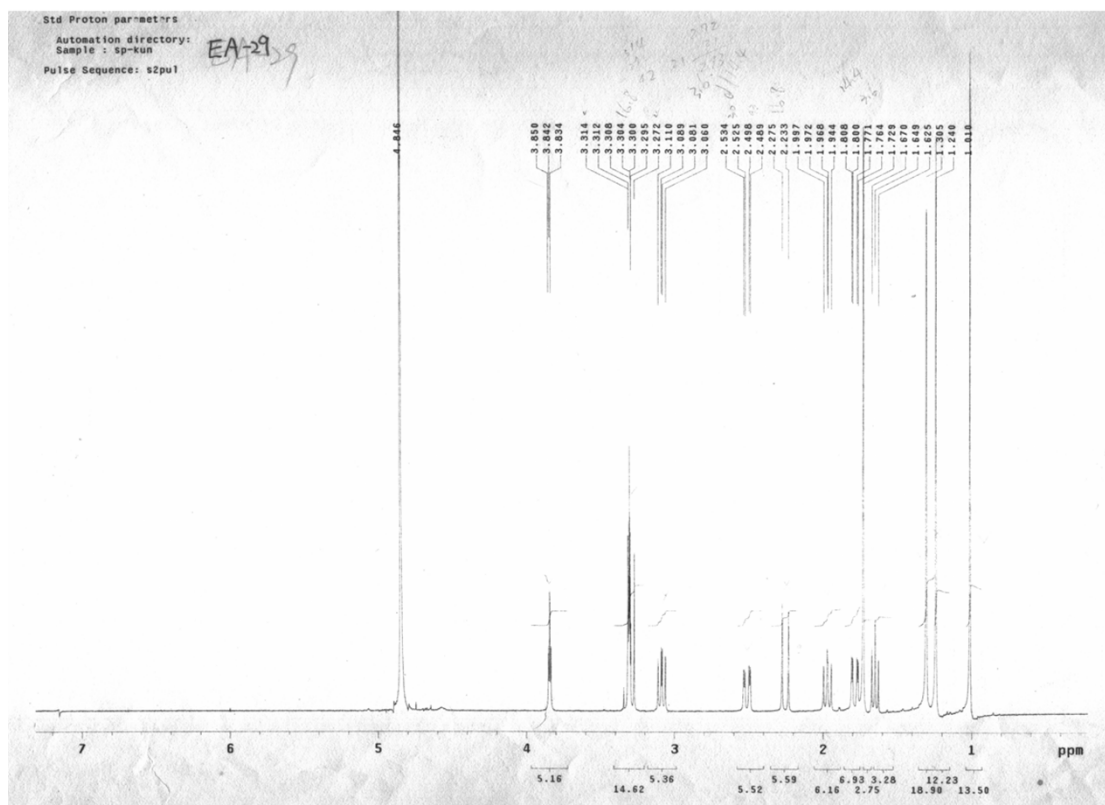


Figure S2. The ^{13}C -NMR spectrum (100 MHz, CD_3OD) of equisetumone (**1**)

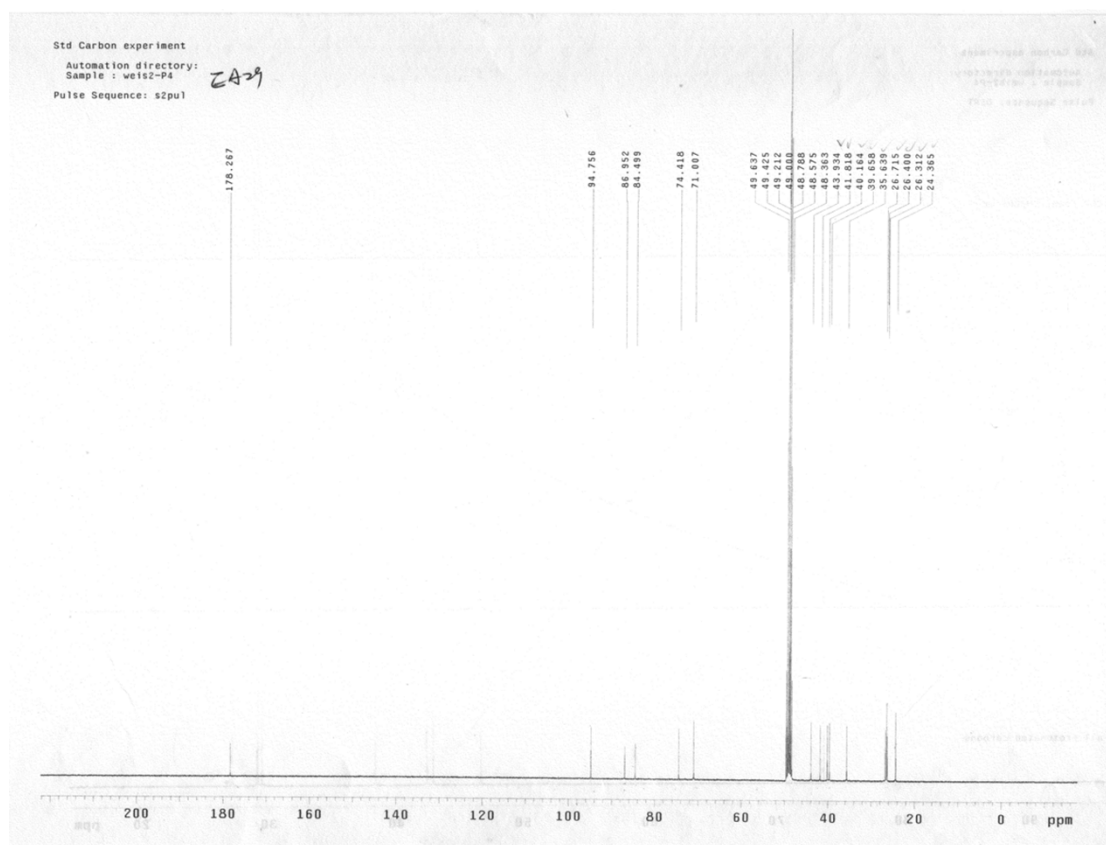


Figure S3. The COSY spectrum of equisetumone (**1**)

Std Proton parameters
Automation directory: COSY EA-29
Pulse Sequence: gCOSY
Solvent: CDCl3
Temp. 25.0 C / 298.1 K
Operator: sung
File: EA29-COSY_01
Mercury-400BB "NMMA"
Relax. delay 1.000 sec
Acq. time 0.160 sec
Width 6406.1 Hz
2D Width 6406.1 Hz
32 repetitions
128 increments
OBSERVE H1, 400.431684 MHz
DATA PROCESSING
Sg, sine bell 0.080 sec
F1 DATA PROCESSING
Sg, sine bell 0.040 sec
FT size 2048 x 2048
Total time 1 hr, 28 min, 48 sec

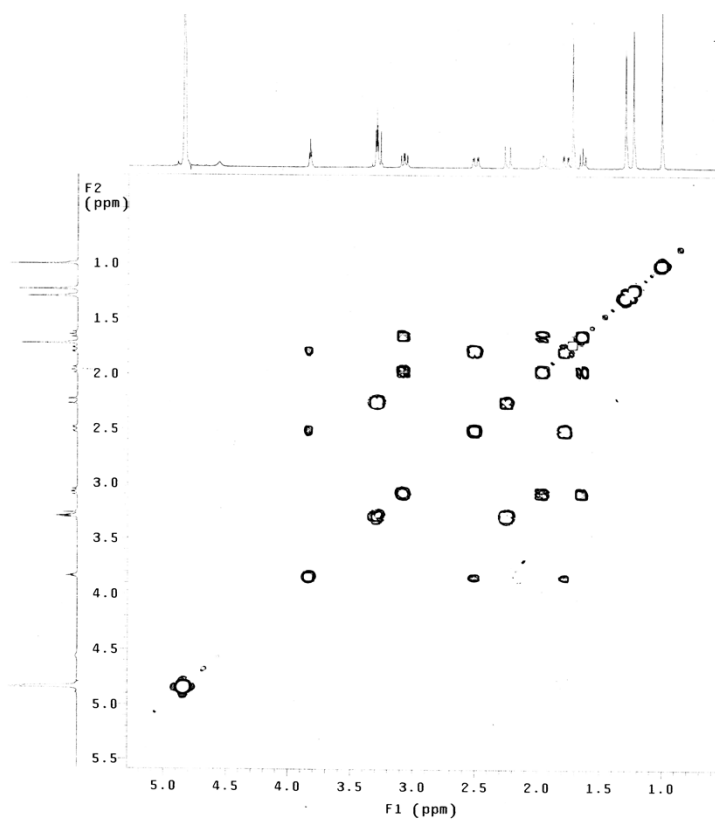


Figure S4. The HMQC spectrum of equisetumone (**1**)

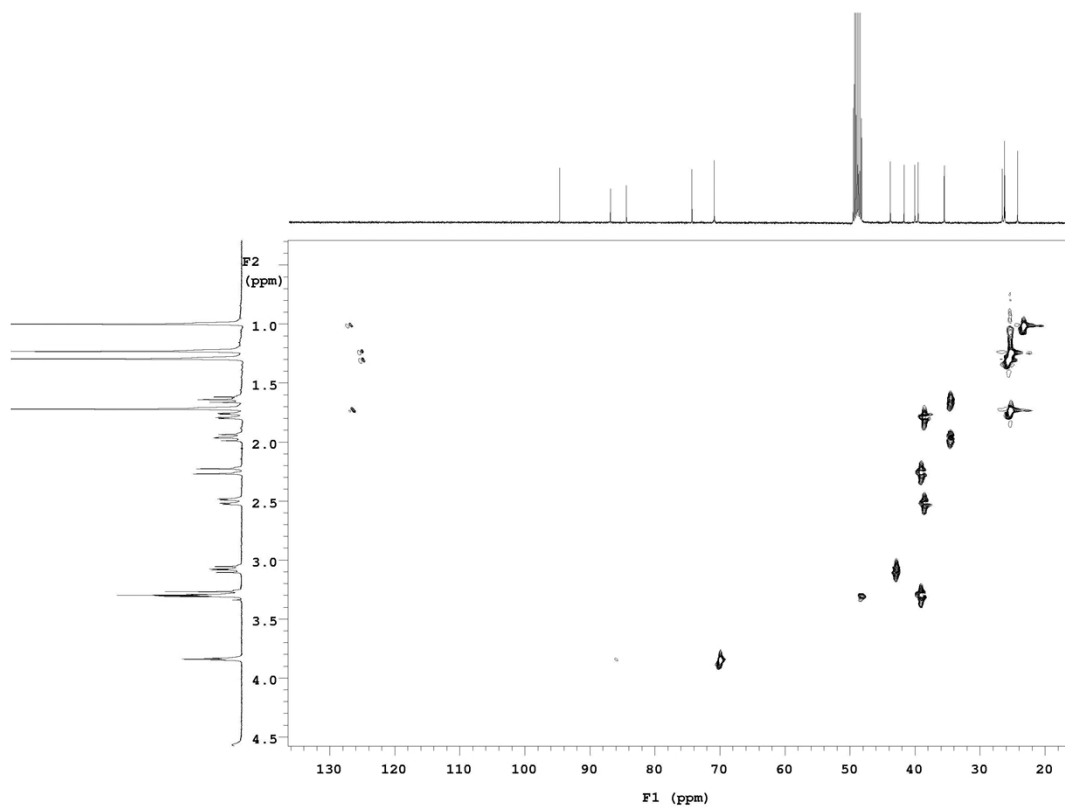


Figure S5. The HMBC spectrum of equisetumone (**1**)

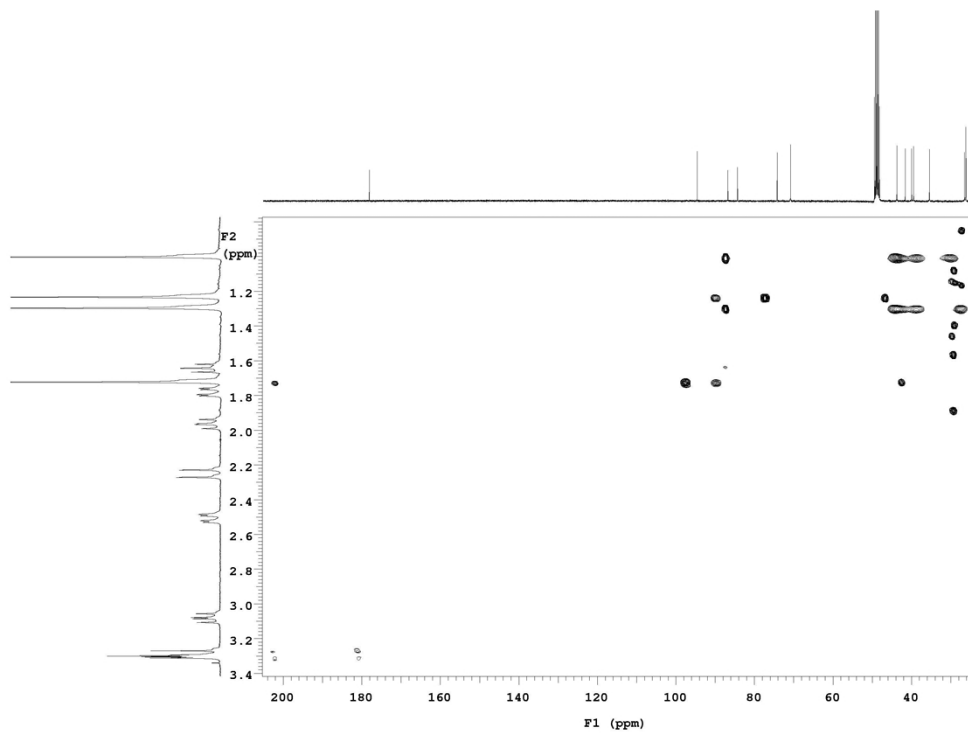
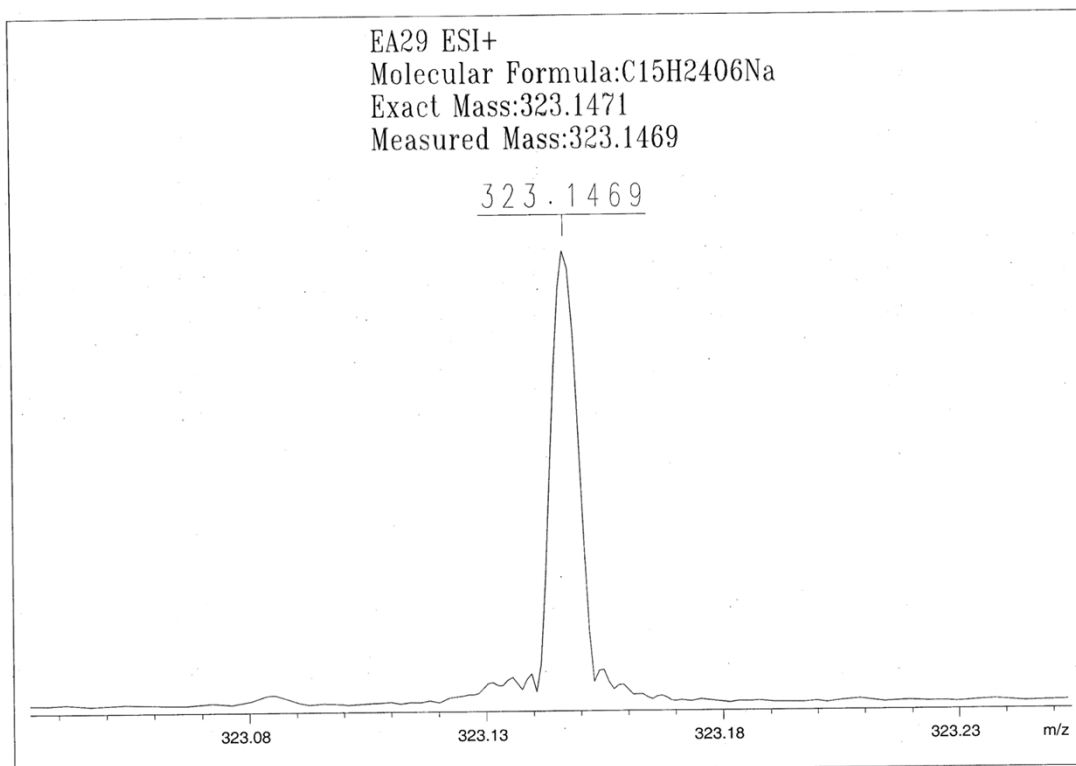


Figure S6. The HR-ESI-MS spectrum of equisetumone (**1**)



/d=/Data/yy/ea29/1/pdata/1 Administrator Wed Mar 28 14:42:48 2012