


## Supporting Information


Xiaoxiao Chu, PengyaoXing, Shangyang Li, Mingfang Ma, Jingcheng

Hao and Aiyu Hao\*<sup>a</sup>


<sup>a</sup>*School of Chemistry and Chemical Engineering and Key Laboratory of Colloid and Interface Chemistry of Ministry of Education, Shandong University, Jinan 250100, PR China.*



**Fig. S1** SEM image of the sample ( $C_{FG} = 0.2$  wt%, ethanol/water (v/v) = 3/7).



**Fig. S2** Time-dependent optical microscope images of the sample ( $C_{FG} = 0.2$  wt%, ethanol/water (v/v) = 3/7).



**Fig. S3** SEM images of the sample ( $C_{FG} = 2$  wt%, ethanol/water (v/v) = 3/7).