

Supplementary Information for RSC Advances

**One-Dimensional Assembly of Polymeric Ionic Liquid Capped
Gold Nanoparticles Driven by Electrostatic Dipole Interaction**

Junbo Li · Shijie Zhang · Liang Ju · Wenlan Wu · Jinwu Guo · Huiyun Zhou




Fig. 1s. TEM images of Au nanoparticle chains obtained by 1/4(a), 1/2(b), 3/4(c) and 5/4(d) of the initial concentration of PMMPImB-@-Au NPs.

* Corresponding authors at: College of Chemical Engineering & Pharmaceutics, Henan University of Science & Technology, Luo Yang, China, 471023.

E-mail addresses: Lijunbo@haust.edu.cn (J.B. Li);

Tel: +86-379-64231914; Fax: +86-379-64232193.

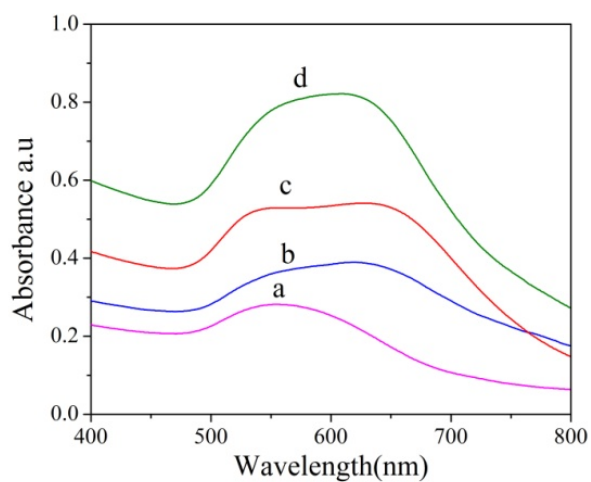


Fig. 2. UV-vis spectra of Au nanoparticle chains obtained by 1/4(a), 1/2(b), 3/4(c) and 5/4(d) of the initial concentration of PMMPlmB-@-Au NPs.

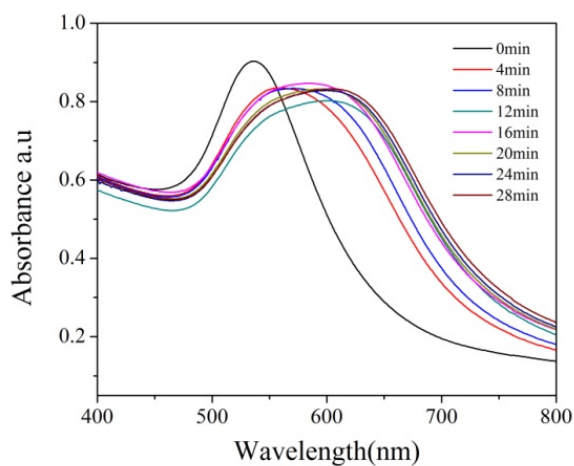


Fig. 3s. Time-dependent UV-vis spectra of 5/4 of the initial concentration of PMMPlmB-@-Au NPs at various times after addition of HPO_4^{2-} .