

## Supporting Information

### Quantum dot-assembled mesoporous CuO nanospheres based on laser ablation in water

Hui He,<sup>‡a</sup> Jing Dong,<sup>‡a</sup> Kai Li,<sup>a</sup> Min Zhou,<sup>a</sup> Weiwei Xia,<sup>a</sup> Xiaoshuang Shen,<sup>a</sup> Jiurong Han,<sup>a</sup>  
Xianghua Zeng<sup>a\*</sup> and Weiping Cai<sup>b</sup>

<sup>a</sup> *College of Physics Science and Technology, Yangzhou University, Yangzhou 225002, P. R. China.*

<sup>b</sup> *Key Laboratory of Materials Physics, Anhui Key Laboratory of Nanomaterials and Nanotechnology, Institute of Solid State Physics, Chinese Academy of Sciences, Hefei 230031, P. R. China.*

---

\* To whom all correspondence should be addressed. E-mail: xhzeng@yzu.edu.cn.

‡ These authors contributed equally to this work.

**Figure S1 Hui He, et al**




Figure S1. FESEM images of the sample prepared by applying an electric field during laser ablation of a Cu metal target in water.

**Figure S2 Hui He, et al**




Figure S2. FESEM image of the sample prepared by laser ablation of a Cu metal target in water with a laser power of 90 mJ/pulse.

**Figure S3 Hui He, et al**




Figure S3. FESEM image of the commercial CuO powders.