

Electronic Supplementary Information

Spectral-Resolving Capable and Integratable Multilayered Conductive Films via Inkjet Method

Yu Yang,^{a,b} Tokuma Nakamichi,^b Hiroaki Yoshioka,^b Masayuki Yahiro,^c Masanao Era,^d Hirofumi Watanabe,^b
Yuanjing Cui,^a Yuji Oki,^{*b} Guodong Qian^{*a}

^a*State Key Laboratory of Silicon Materials, Cyrus Tang Center for Sensor Materials and Applications, Department of Materials Science & Engineering, Zhejiang University, Hangzhou, Zhejiang 310027, P. R. China.*

^b*Department of Electronics, Graduate School of Information Science and Electrical Engineering, Kyushu University, Fukuoka, 819-0395, Japan.*

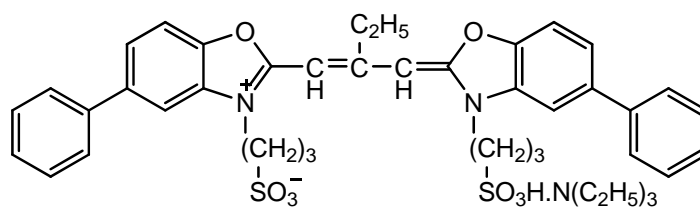
^c*Institutes of Systems, Information Technologies and Nanotechnologies, Fukuoka, 814-0001, Japan.*

^d*Department of Chemistry and Applied Chemistry, Faculty of Science and Engineering, Saga University, 1 Honjo, Saga 840-8502, Japan.*

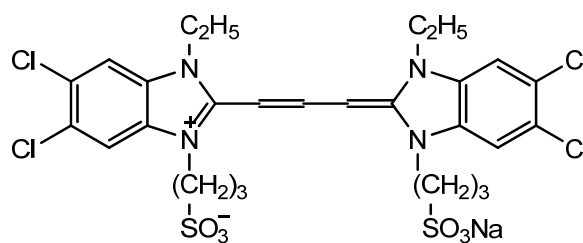
Corresponding Authors:

oki@ed.kyushu-u.ac.jp (Y. Oki), gdqian@zju.edu.cn (G. Qian)

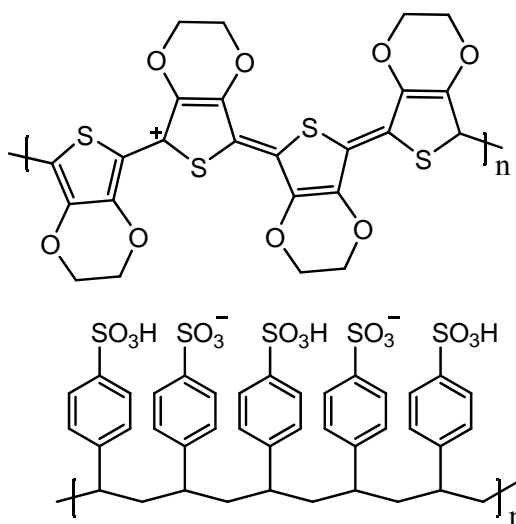
Materials: All reagents and solvents employed were commercially available and used as received without further purification.



(a)



(b)



(c)

Figure S1 Chemical structures of NK-1952 (a), NK-2203 (b), and PEDOT:PSS (c).

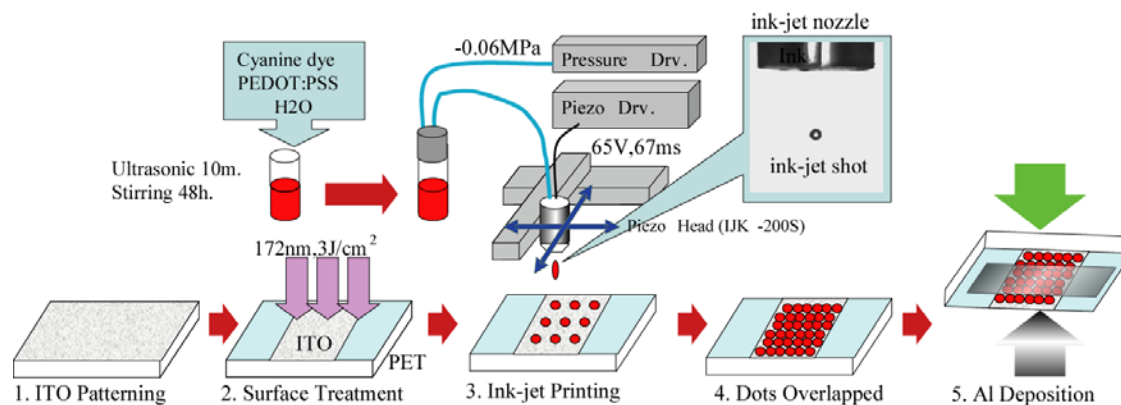


Figure S2 Fabrication process of photodiodes by inkjet printing.

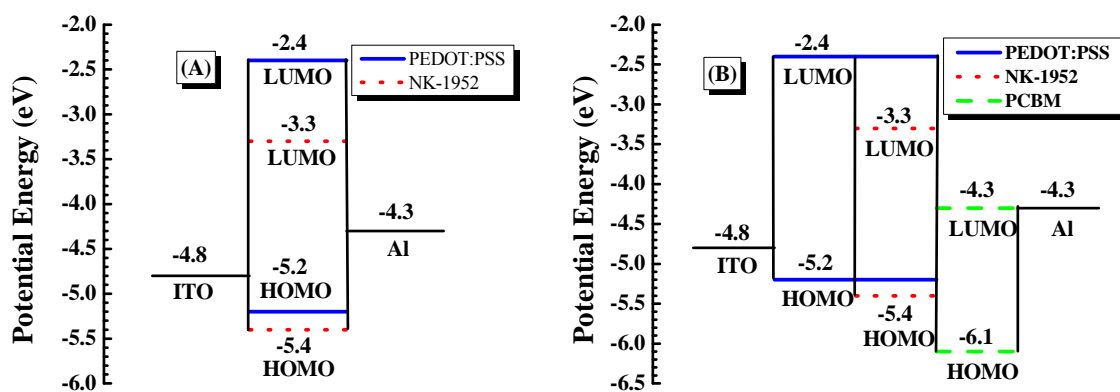


Figure S3 The HOMO, LUMO energy levels, and the workfunctions of the chemicals and electrodes of the two types inkjet printed photodiodes.

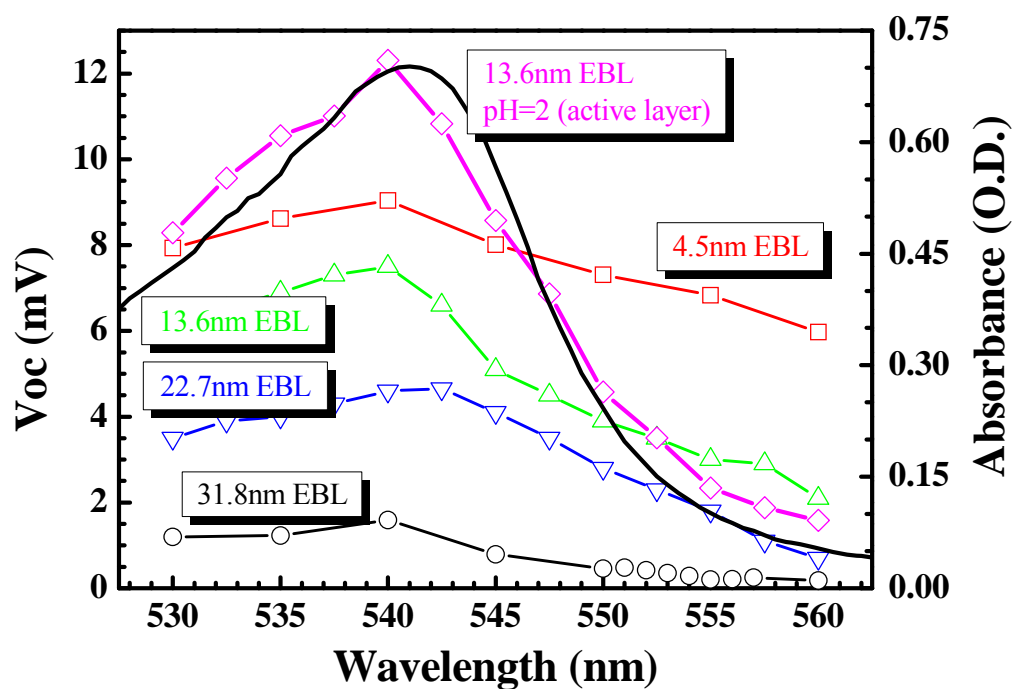


Figure S4 The Voc at various excitation wavelngthes of the NK-1952/PEDOT:PSS photodiodes in the multi-layer stacking scheme (active layer pH=7) with various HTL thickness, and the multi-layer stacked photodiodes (active layer pH=2) at the HTL thickness of 13.6 nm.

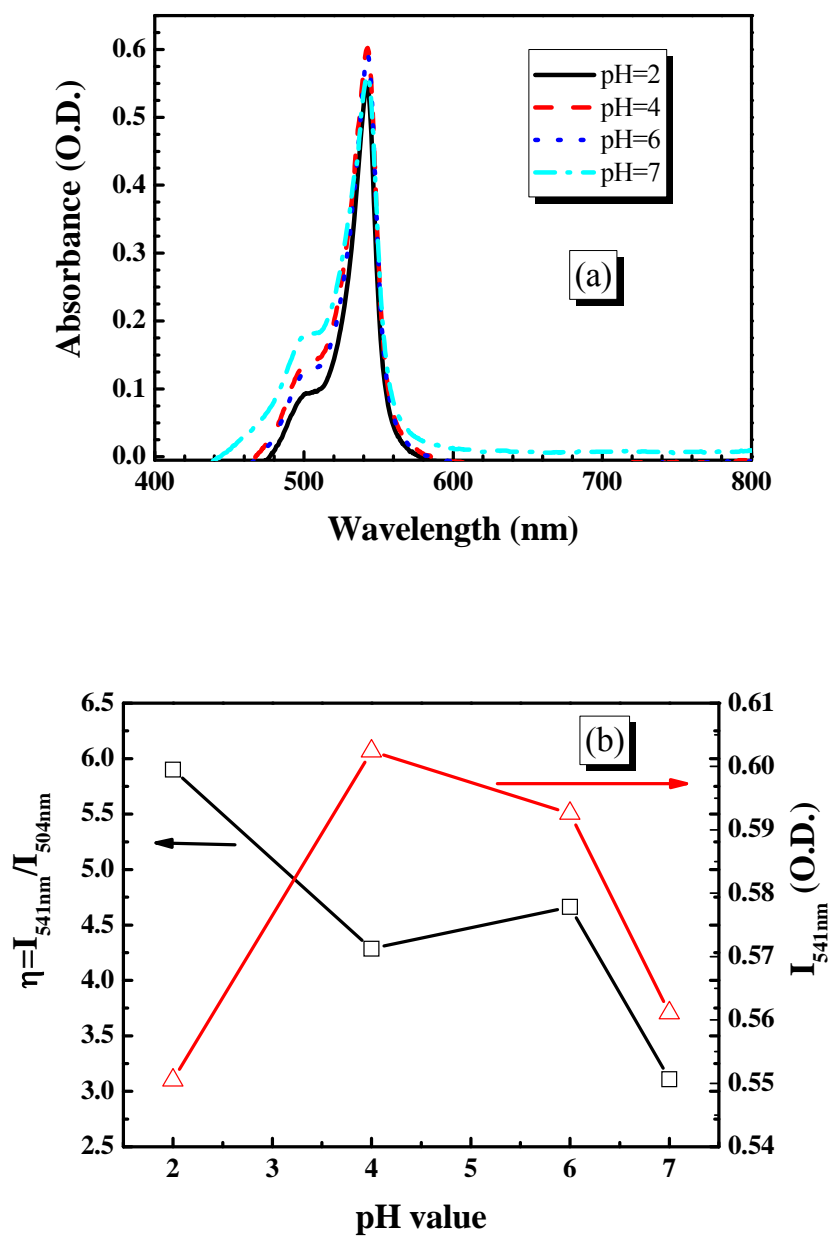


Figure S5 (a) Absorption spectra of NK-1952/PEDOT:PSS films printed by inkjet at various pH value and (b) dependence of η and absorbance on pH value.

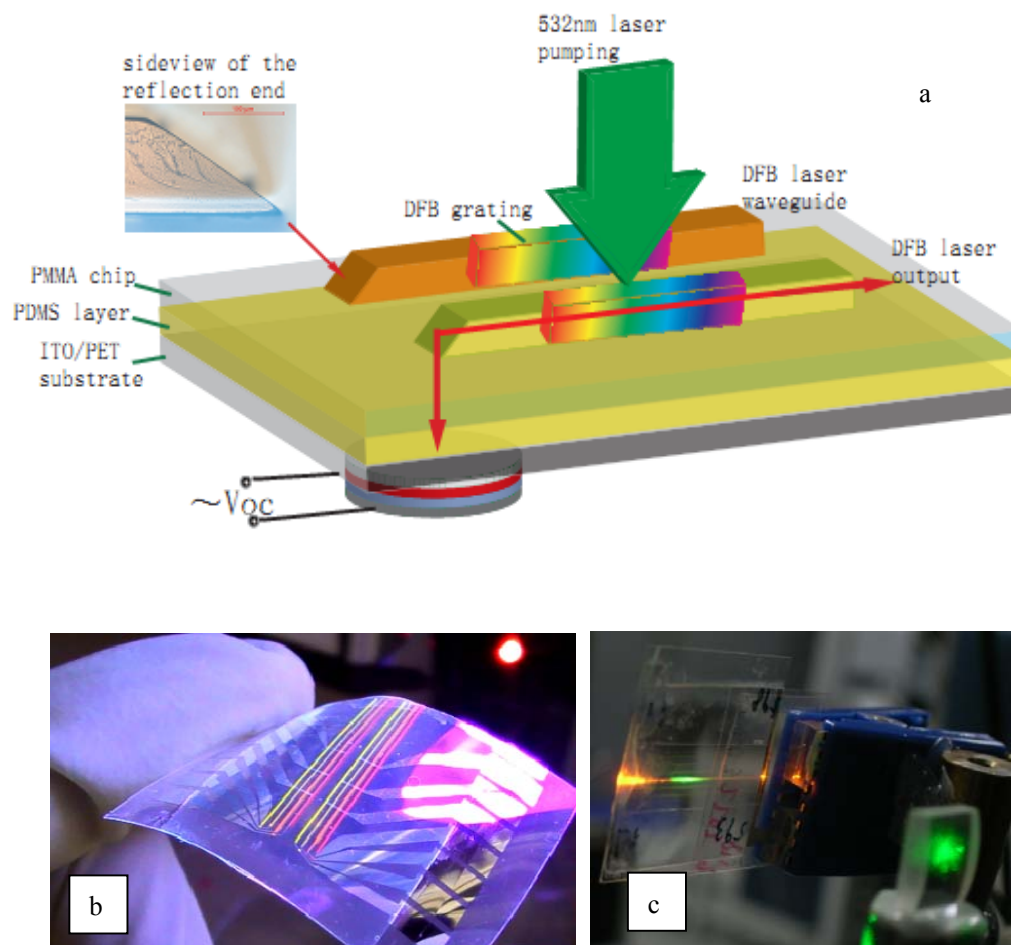


Figure S6 (a) Scheme of the integration of inkjet printed photodiodes with the channled waveguide laser chip. (b) An image of the laser chip with polymeric waveguide laser arrays doped with dyes in various colors by pen-drawing technique. (c) An image of the integrated laser chips with the inkjet printed photodiodes under the 532 nm laser pumping.

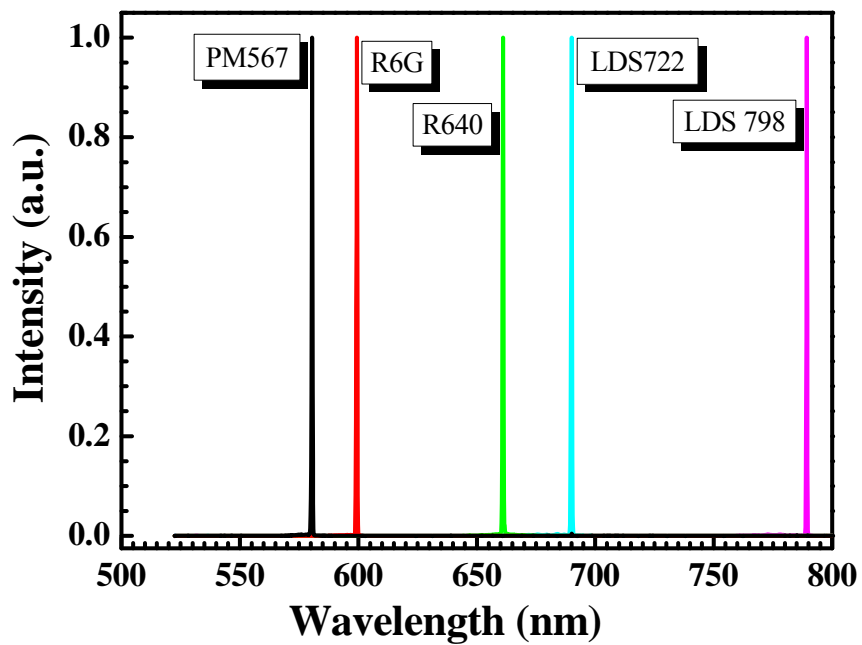


Figure S7 Laser spectra of the waveguides on integrated laser chips doped with various dyes.

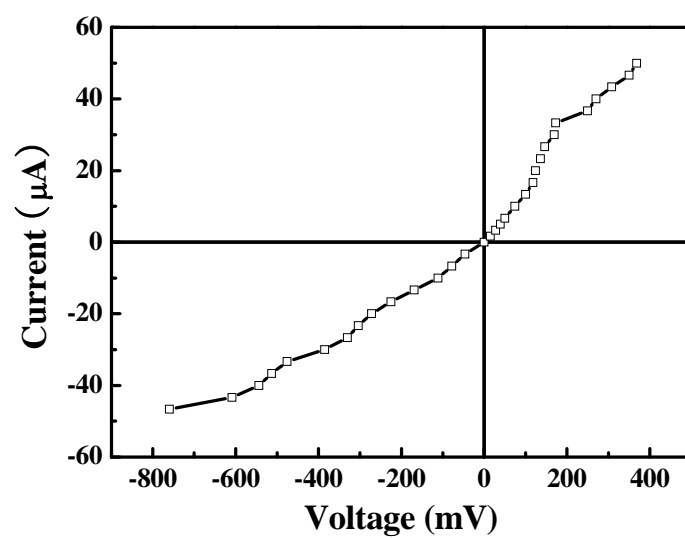


Figure S8. Current-Voltage characteristics of multi-layers stacked organic photodiodes based on NK-1952 by inkjet printing.