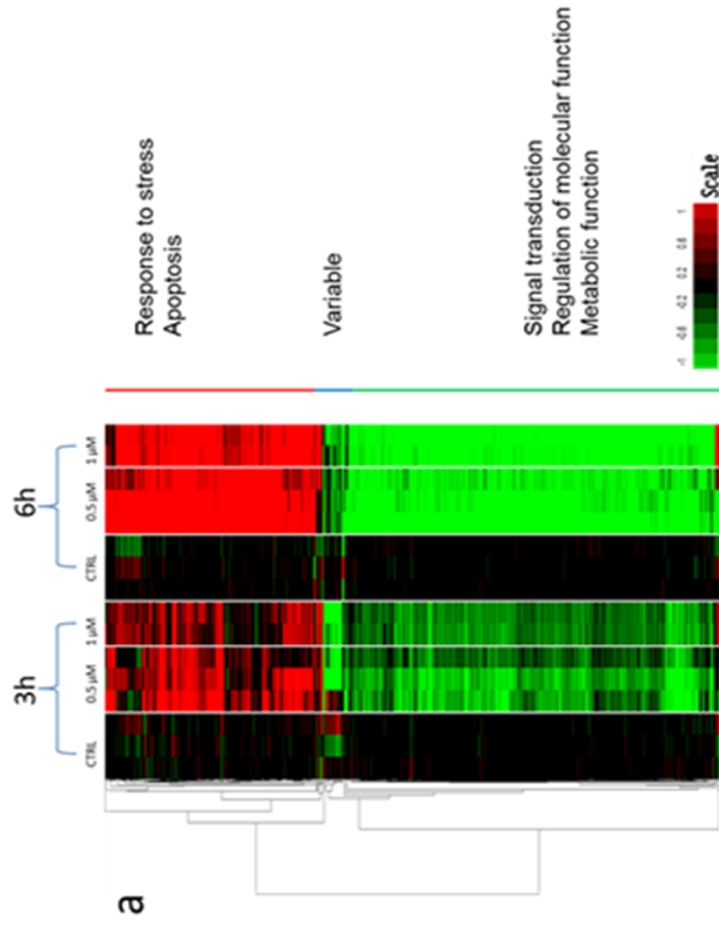



TBTO

Left picture: Filter on at least $2 > |0.7|$: 5196 spots.
Right picture: filter $3 > |0.7|$: 1436 spots were affected
(as in article).
Most spots affected by the two arrays 1 μM DON are
also up or down regulated by 0.5 μM

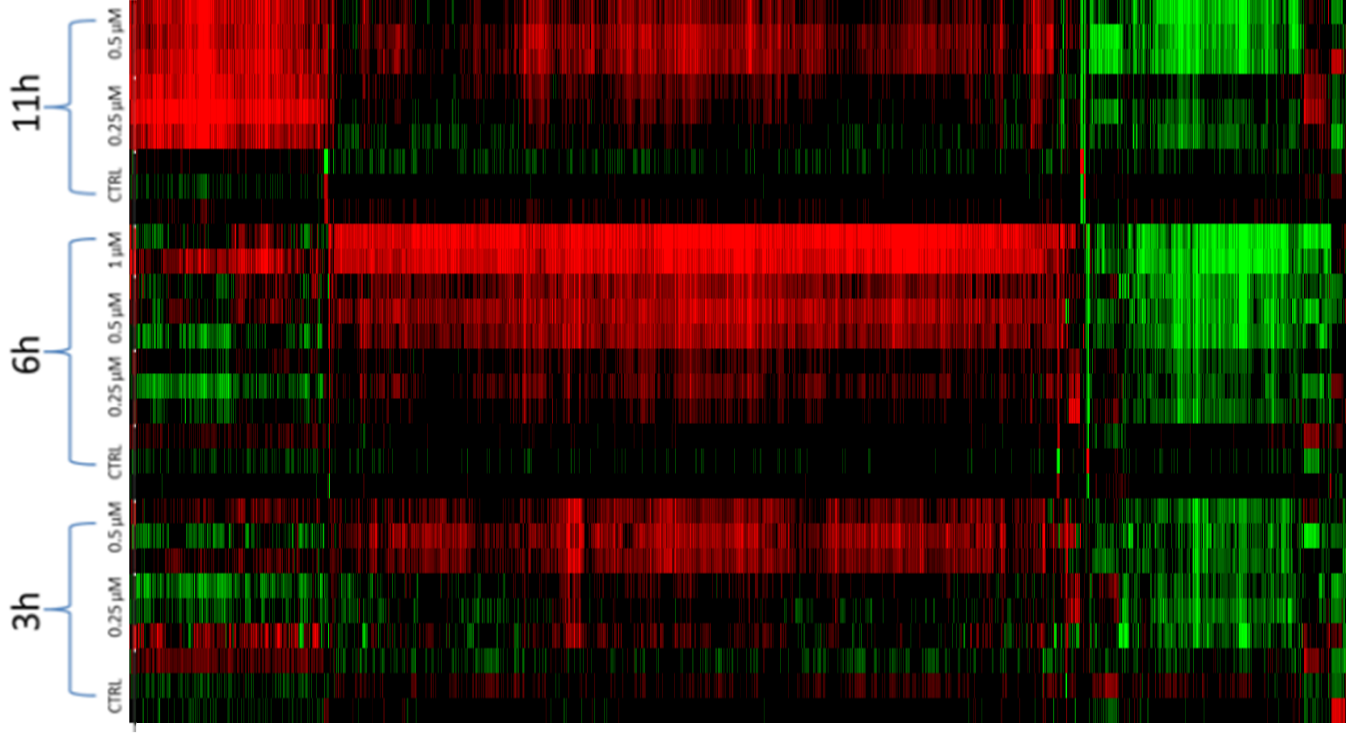


DON

Left picture: Filter on at least $2 > |0.7|$: 1519 spots.

Right picture: For $3 \times |0.7|$: 717 spots were affected (as in article).

Most spots affected by the two arrays $1 \mu\text{M}$ DON are also up or down regulated by $0.5 \mu\text{M}$ but with a lower ratio



1519 spots affected by the two arrays 1 μM DON are also up or down regulated by 0.5 μM but with a lower ratio

